



SAUGATUCK TOWNSHIP FIRE DISTRICT

Proudly serving : Douglas | Saugatuck | Saugatuck Township



3342 Blue Star Highway
Saugatuck, MI 49453
269 857-3000 / Fax: 269 857-1228
E-mail: info@saugatuckfire.org

FIRE DISTRICT BOARD MEETING

4:00pm – July 19th, 2021

AGENDA

1. Call to Order:
2. Pledge of Allegiance (*Stand if you are able*):
3. Roll Call:
4. Reminder: It is requested the board silences cell phones and put them away for the duration of the meeting.
5. Approval of Agenda (*additions / deletions*): **(Roll Call Vote)**
6. Approval of Minutes:
 - A. **June 21st, 2021 (Roll Call Vote)**
 - B. **June 24th, 2021 – Special (Roll Call Vote)**
7. Public Comment on Agenda Items Only (Limit 3 minutes):
8. Request for Payment:
 - A. **Account Payables (Roll Call Vote)**
 - B. **Financial Report**
9. Fire Chief Comments:
 - A. **Incident Reports / EMS Report / Calls to Date / Overlapping Calls**
 - B. **Community Risk Reduction**
 1. **State of Michigan experienced 72 fire fatalities in 63 fires year to date for 2021.**
 - C. **Grants**
 1. **RAP Grant Payment Received - \$1,012.50 – Plans Examiner & Inspector 2 Classes**
 - D. **Certifications**
 1. **Wendy Bales – Firefighter I & II**
 2. **Brad Esquivel – Firefighter I & II**
 - E. **Passing of Retired Fire Chief John Blok**
10. Unfinished Business:
 - A. **Subpoena / Lawsuit Update.**
 - B. **MDOT Rumble Strips**
 - C. **Discussion - Old Allegan Rd / Blue Star Hwy Intersection Report**
11. New Business:
 - A. **Election of Fire Board Officers**
 1. **Chairperson**
 2. **Vice-Chairperson**
 3. **Secretary**
 4. **Vice-Secretary**
12. Correspondence:
 - A. **Coast Guard Notification to Township**
13. Public Comments: (Limit 3 minutes):
14. Fire Board Comments:
15. Adjournment:

NOTICE

Request for accommodations or interpretive services must be made 48 hours prior to this meeting.
Please contact Saugatuck Township Fire District at 269-857-3000 for further information.



SAUGATUCK TOWNSHIP FIRE DISTRICT

Proudly serving : Douglas | Saugatuck | Saugatuck Township

Item #6A



This public meeting will be held using Zoom video/audio conference technology due to the COVID-19 restrictions currently in place.

Zoom Meeting Info

Meeting ID: 869 8699 0760

Password: 981642

One-Touch Weblink:

<https://us02web.zoom.us/j/86986990760?pwd=WUlkYytkbjNaV3J3VHN2clNnLzVOQT09>

Dial by Phone: (646) 558-8656

3342 Blue Star Highway
Saugatuck, MI 49453
269 857-3000 / Fax: 269 857-1228
E-mail: info@saugatuckfire.org

FIRE DISTRICT BOARD MEETING

4:00pm – June 21st, 2021

DRAFT MINUTES

1. Call to Order: **Meeting called to order by J. Verplank at 4:00pm**
2. Pledge of Allegiance (*Stand if you are able*):
3. Roll Call:
PRESENT: S. Aldrich, E. Beckman, D. Fox, J. Verplank, S. Phelps, T. Pullen.
ABSENT with Notice: A. Miller
Also Present: Chief Greg Janik, D.C. Chris Mantels, P. Stanislawski
4. Reminder: It is requested the board silences cell phones and put them away for the duration of the meeting.
5. Approval of Agenda (*additions / deletions*): **(Roll Call Vote)**
Motion by Pullen, 2nd by Phelps to approve the agenda as presented. No discussion.
YAYS: Pullen, Phelps, Aldrich, Beckman, Fox, Verplank
NAYS: None
ABSENT: Miller
Motion passes 6:0.
6. Approval of Minutes:
 - A. **May 17th, 2021 (Roll Call Vote)**
Motion by Phelps, 2nd by Pullen to approve the minutes of the 5/17/2021 meeting as presented.
No discussion.
YAYS: Phelps, Pullen, Beckman, Fox, Aldrich, Verplank
NAYS: None
ABSENT: Miller
Motion passes 6:0.
7. Public Comment on Agenda Items Only (Limit 3 minutes): *Use the "raise hand" button in the participants screen in Zoom or enter *9 if you are calling in by phone to raise hand. You will be recognized and unmuted to speak in the order received.:*
 - A. **None**



SAUGATUCK TOWNSHIP FIRE DISTRICT

Proudly serving : Douglas | Saugatuck | Saugatuck Township



8. Request for Payment:

A. Account Payables (*Roll Call Vote*)

Motion by Phelps, 2nd by Beckman to pay the invoices in the amount of \$102,265.75. No discussion.

YAYS: Phelps, Beckman, Fox, Aldrich, Pullen, Verplank

NAYS: None

ABSENT: Miller

Motion passes 6:0.

B. Financial Report

- i. Financial Report reviewed by P. Stanislawski.

9. Fire Chief Comments:

A. Incident Reports / Calls to Date / Overlapping Calls

1. Incident report statistics year to date were reviewed – 329 incidents year to date.
2. 6:05 – average response time year to date
3. Road Construction / MVI Increases

Article was discussed and reviewed, including MDOT rumble strips.

B. Community Risk Reduction

1. State of Michigan experienced 59 fire fatalities in 54 fires year to date for 2021.
2. The Fire District hosted “Sleep in Heavenly Peace” event building bunkbeds for children.
3. Rental Inspections / Business Fire & Life Safety Surveys / Plan Reviews
4. HB4722 & SB 446 – Short Term Rentals

C. Grants

1. Public Safety Public Health Payroll Reimbursement - additional \$18,935.12 received.

D. Thank yous

1. Lake Vista Supervalu – Pallet of Bottled water donated.
2. Acrew-Atwo – Canvas Cover for 2191 monitor donated.

E. Discussion about Blue Star Highway corridor and specifically Old Allegan intersection. The Township is working to have a traffic study conducted.

10. Unfinished Business:

A. Subpoena / Lawsuit Update

1. The Township is working on a settlement to include 8” watermain and special assessment district.

B. Future Building Expansion

1. Discussion ensued about potential options.
2. Chief Janik reviewed his memo after meeting with the Command Staff.
3. Conduct a survey first to gauge the public.
4. Have some open forum meetings.
5. Potentially expand the mission to include BLS transport.
6. Eventually need to hire professional design/architect services.



SAUGATUCK TOWNSHIP FIRE DISTRICT

Proudly serving : Douglas | Saugatuck | Saugatuck Township



11. New Business:

- A. Chief Janik was awarded the Eagle Award – Allegan County Volunteer of the Year.
 - 1. The board was congratulative and interested in having a proclamation from the board at a future meeting.
- B. Discussion – Return to in-person Fire Board meetings beginning July 2021.
 - 1. Beginning in July 2021 meetings will be back in person at the Fire Station 2nd floor training room.
 - 2. Discussion ensued about exploring hybrid Zoom/in-person meetings.
The board did not feel that it is worth the time or the expense at this time to explore adding hybrid Zoom functions to in-person meetings. From what we have heard from others, this would be a very significant expense.

12. Correspondence:

- A. Thank you from Sandcastle's Film Crew

13. Public Comments: (Limit 3 minutes): Use the "raise hand" button in the participants screen in Zoom or enter *9 if you are calling in by phone to raise hand. You will be recognized and unmuted to speak in the order received.:

- A. None

14. Fire Board Comments:

Aldrich – Thank you to Chief, Brian, and Mike for helping with Riverside/Dugout Road project.

Beckman –
1. May be late to special meeting due to driving.
2. Looking forward to something happening for Blue Star Corridor for traffic safety.

Fox – None

Verplank – asked for status update for collective bargaining agreement.

Phelps – None

Pullen – None

15. Adjournment:

- A. Motion by Phelps, 2nd by Fox to adjourn the meeting at 4:57pm. No discussion.
YAYS: Phelps, Fox, Aldrich, Beckman, Verplank, Pullen
NAYS: None
ABSENT: Miller
Motion passes 6:0

NOTICE

Request for accommodations or interpretive services must be made 48 hours prior to this meeting.
Please contact Saugatuck Township Fire District at 269-857-3000 for further information.



SAUGATUCK TOWNSHIP FIRE DISTRICT

Proudly serving : Douglas | Saugatuck | Saugatuck Township

Item #6B



This public meeting will be held using Zoom video/audio conference technology due to the COVID-19 restrictions currently in place.

Zoom Meeting Info

Meeting ID: 869 8699 0760

Password: 981642

One-Touch Weblink:

<https://us02web.zoom.us/j/86986990760?pwd=WUlkYtKbjNaV3J3VHN2clNnLzVOQT09>

Dial by Phone: (646) 558-8656

3342 Blue Star Highway
Saugatuck, MI 49453
269 857-3000 / Fax: 269 857-1228
E-mail: info@saugatuckfire.org

FIRE DISTRICT BOARD SPECIAL MEETING

4:00pm – June 24th, 2021

DRAFT MINUTES

1. Call to Order: **Meeting called to order by J. Verplank at 4:00pm**
2. Pledge of Allegiance (*Stand if you are able*):
3. Roll Call:
PRESENT: S. Aldrich, D. Fox, J. Verplank, S. Phelps, T. Pullen, A. Miller
ABSENT with Notice: E. Beckman
Also Present: Chief Greg Janik, D.C. Chris Mantels, P. Stanislawski
4. Reminder: It is requested the board silences cell phones and put them away for the duration of the meeting.
5. Approval of Agenda (*additions / deletions*): **(Roll Call Vote)**

Motion by Phelps, 2nd by Aldrich to approve the agenda as presented. No discussion.

YAYS: Phelps, Aldrich, Pullen, Fox, Miller, Verplank

NAYS: None

ABSENT: Beckman

Motion passes 6:0.

6. Public Comment on Agenda Items Only (Limit 3 minutes): *Use the "raise hand" button in the participants screen in Zoom or enter *9 if you are calling in by phone to raise hand. You will be recognized and unmuted to speak in the order received.:*

A. None

7. Request for Payment:

A. Budget Adjustment #3 (Roll Call Vote)

Motion by Pullen, 2nd by Phelps to approve Budget Adjustment #3 as presented. No discussion.

YAYS: Pullen, Phelps, Fox, Aldrich, Miller, Verplank

NAYS: None

ABSENT: Beckman

Motion passes 6:0.



SAUGATUCK TOWNSHIP FIRE DISTRICT

Proudly serving : Douglas | Saugatuck | Saugatuck Township



8. Public Hearing – Fire District FY2021/22 Budget (Limit 5 minutes per person):

B. Motion to Open Public Hearing (Roll Call Vote):

*If you wish to comment, please use the “raise hand” button in the participants screen in Zoom or enter *9 if you are calling in by phone to raise hand. You will be recognized and unmuted to speak in the order received.*

Motion by Phelps, 2nd by Fox to open the public hearing. No discussion.

YAYS: Phelps, Fox, Aldrich, Pullen, Miller, Verplank

NAYS: None

ABSENT: Beckman

Motion passes 6:0.

Comments in Support – None

Comments Opposed – None

General Comments – None

Board Comments - None

C. Motion to Close Public Hearing (Roll Call Vote):

Motion by Phelps, 2nd by Fox to close the public hearing. No discussion.

YAYS: Phelps, Fox, Aldrich, Pullen, Miller, Verplank

NAYS: None

ABSENT: Beckman

Motion passes 6:0.

9. Unfinished Business:

A. None

10. New Business:

A. Fire District Budget Approval – FY2021-22 (Roll Call Vote)

Motion by Phelps, 2nd by Pullen to approve the FY 2021/22 Budget as presented. No discussion.

YAYS: Phelps, Pullen, Fox, Aldrich, Miller, Verplank

NAYS: None

ABSENT: Beckman

Motion passes 6:0.

11. Public Comments: (Limit 3 minutes): *Use the “raise hand” button in the participants screen in Zoom or enter *9 if you are calling in by phone to raise hand. You will be recognized and unmuted to speak in the order received.:*

A. C. Mantels – Thank you to the board for the continued support.

B. G. Janik – Thank you for being a supportive board.



SAUGATUCK TOWNSHIP FIRE DISTRICT

Proudly serving : Douglas | Saugatuck | Saugatuck Township



12. Fire Board Comments:

Aldrich – None

Beckman – None

Fox – None

Verplank – None

Phelps – None

Pullen – None

Miller – Congrats to Chief Janik on receiving the Eagle Award.

13. Adjournment:

A. Motion by Pullen, 2nd by Phelps to adjourn the meeting at 4:12pm. No discussion.

YAYS: Pullen, Phelps, Fox, Aldrich, Miller, Verplank

NAYS: None

ABSENT: Beckman

Motion passes 6:0

DRAFT

NOTICE

Request for accommodations or interpretive services must be made 48 hours prior to this meeting.
Please contact Saugatuck Township Fire District at 269-857-3000 for further information.

| 07/16/2021 CHECK REGISTER FOR SAUGATUCK FIRE DISTRICT | | | | |
|---|-----------|-------------------------------|-------------|----------|
| CHECK DATE FROM 06/22/2021 - 07/19/2021 | | | | |
| Check Date | Check | Vendor Name | Description | Amount |
| Bank MAC MACATAWA BANK | | | | |
| 06/25/2021 | DD3542(A) | BERNHARDY, CHRISTOPHER | PAYROLL | 1,429.48 |
| 06/25/2021 | DD3543(A) | BETTS, MICHAEL | PAYROLL | 1,307.47 |
| 06/25/2021 | DD3544(A) | JANIK, GREG | PAYROLL | 2,204.59 |
| 06/25/2021 | DD3545(A) | MANTELS, CHRISTOPHER | PAYROLL | 1,936.91 |
| 06/25/2021 | DD3546(A) | MEYER, KYLE | PAYROLL | 1,293.30 |
| 06/25/2021 | DD3547(A) | MILESKIEWICZ, JOHN | PAYROLL | 1,328.67 |
| 06/25/2021 | EFT914(E) | 457 MERS | PAYROLL | 1,801.96 |
| 06/25/2021 | EFT915(E) | MISDU | PAYROLL | 217.86 |
| 06/25/2021 | EFT916(E) | IRS | PAYROLL | 3,261.93 |
| 06/30/2021 | EFT918(E) | MERS | PAYROLL | 1,770.30 |
| 07/02/2021 | EFT917(E) | STATE OF MICHIGAN | PAYROLL | 2,162.31 |
| 07/09/2021 | DD3548(A) | BERNHARDY, CHRISTOPHER | PAYROLL | 1,404.50 |
| 07/09/2021 | DD3549(A) | BETTS, MICHAEL | PAYROLL | 1,282.46 |
| 07/09/2021 | DD3550(A) | JANIK, GREG | PAYROLL | 2,204.59 |
| 07/09/2021 | DD3551(A) | MANTELS, CHRISTOPHER | PAYROLL | 1,842.90 |
| 07/09/2021 | DD3552(A) | MEYER, KYLE | PAYROLL | 1,268.31 |
| 07/09/2021 | DD3553(A) | MILESKIEWICZ, JOHN | PAYROLL | 1,303.68 |
| 07/09/2021 | EFT919(E) | 457 MERS | PAYROLL | 1,801.96 |
| 07/09/2021 | EFT920(E) | MISDU | PAYROLL | 217.86 |
| 07/09/2021 | EFT921(E) | IRS | PAYROLL | 3,261.89 |
| 07/09/2021 | EFT922(E) | SAUGATUCK AREA PROFESSIONAL I | PAYROLL | 125.00 |
| 07/16/2021 | DD3554(A) | ALDRICH, STACEY | PAYROLL | 43.04 |
| 07/16/2021 | DD3555(A) | BALES, WENDY | PAYROLL | 1,598.03 |
| 07/16/2021 | DD3556(A) | BECKMAN, ERIC | PAYROLL | 43.04 |
| 07/16/2021 | DD3557(A) | BEEK, HEATHER | PAYROLL | 49.83 |
| 07/16/2021 | DD3558(A) | BERNHARDY, CHRISTOPHER | PAYROLL | 400.24 |
| 07/16/2021 | DD3559(A) | BETTS, MICHAEL | PAYROLL | 593.04 |
| 07/16/2021 | DD3560(A) | BLATT, DAVID | PAYROLL | 363.61 |
| 07/16/2021 | DD3561(A) | BLOK, MICHAEL | PAYROLL | 584.88 |
| 07/16/2021 | DD3562(A) | BRESE, ROBERT | PAYROLL | 411.86 |
| 07/16/2021 | DD3563(A) | BRINK, CHAD | PAYROLL | 355.23 |
| 07/16/2021 | DD3564(A) | DALTON, PHIL | PAYROLL | 492.99 |
| 07/16/2021 | DD3565(A) | DEMOND, KALEB | PAYROLL | 115.52 |
| 07/16/2021 | DD3566(A) | DORNBUSH, KALEIGH | PAYROLL | 101.67 |
| 07/16/2021 | DD3567(A) | DYKSTRA, TOM | PAYROLL | 1,693.02 |
| 07/16/2021 | DD3568(A) | ESQUIVEL, BRADLEY | PAYROLL | 403.07 |
| 07/16/2021 | DD3569(A) | GARGANO, CHRISTINE | PAYROLL | 533.60 |
| 07/16/2021 | DD3570(A) | GARGANO, MARK | PAYROLL | 867.74 |
| 07/16/2021 | DD3571(A) | GREEN, MICHELLE | PAYROLL | 1,190.38 |
| 07/16/2021 | DD3572(A) | JANIK, GREG | PAYROLL | 536.27 |
| 07/16/2021 | DD3573(A) | KEMPKERS, BRIAN | PAYROLL | 517.22 |

| 07/16/2021 CHECK REGISTER FOR SAUGATUCK FIRE DISTRICT | | | | |
|---|-----------|--------------------------------|-----------------------------------|-----------|
| CHECK DATE FROM 06/22/2021 - 07/19/2021 | | | | |
| Check Date | Check | Vendor Name | Description | Amount |
| 07/16/2021 | DD3574(A) | KIRCHERT, ERIK | PAYROLL | 991.40 |
| 07/16/2021 | DD3575(A) | MANTELS, CHRISTOPHER | PAYROLL | 697.96 |
| 07/16/2021 | DD3576(A) | MARR, SEAN | PAYROLL | 591.73 |
| 07/16/2021 | DD3577(A) | MCGOWAN, WILLIAM | PAYROLL | 685.13 |
| 07/16/2021 | DD3578(A) | MEISTE, JAMES | PAYROLL | 179.83 |
| 07/16/2021 | DD3579(A) | MEYER, KYLE | PAYROLL | 421.64 |
| 07/16/2021 | DD3580(A) | MILESIEWICZ, JOHN | PAYROLL | 230.70 |
| 07/16/2021 | DD3581(A) | MOKMA, WAYNE | PAYROLL | 500.55 |
| 07/16/2021 | 20356 | PHELPS, DONALD | PAYROLL | 44.04 |
| 07/16/2021 | DD3582(A) | PULLEN, TARUE | PAYROLL | 44.04 |
| 07/16/2021 | DD3583(A) | SEYMOUR, SCOTT | PAYROLL | 776.30 |
| 07/16/2021 | DD3584(A) | SHERER, MISTY | PAYROLL | 771.68 |
| 07/16/2021 | DD3585(A) | STARRING, LINUS | PAYROLL | 766.17 |
| 07/16/2021 | DD3586(A) | STURM, ELLIOTT | PAYROLL | 668.21 |
| 07/16/2021 | DD3587(A) | STURM, KATHRYN | PAYROLL | 776.41 |
| 07/16/2021 | DD3588(A) | TRINKLEIN, KYLE | PAYROLL | 472.61 |
| 07/16/2021 | DD3589(A) | VAN AUKEN, LAUREL | PAYROLL | 703.84 |
| 07/16/2021 | DD3590(A) | VAN OSS, BRENT | PAYROLL | 1,708.58 |
| 07/16/2021 | DD3591(A) | VERPLANK, JANE | PAYROLL | 44.04 |
| 07/16/2021 | DD3592(A) | WILKINSON, ERIN | PAYROLL | 18.34 |
| 07/16/2021 | EFT923(E) | 457 MERS | PAYROLL | 2,481.58 |
| 07/16/2021 | EFT924(E) | MISDU | PAYROLL | 217.86 |
| 07/16/2021 | EFT925(E) | IRS | PAYROLL | 5,787.76 |
| 07/16/2021 | EFT926(E) | SAUGATUCK AREA PROFESSIONAL I | PAYROLL | 125.00 |
| 07/19/2021 | 20357 | FIRE PROGRAMS | ANNUAL SUPPORT & UPDATES | 2,497.00 |
| 07/19/2021 | 20358 | GRAPHIX EMBROIDERY INC | UNIFORMS | 53.00 |
| 07/19/2021 | 20359 | IHLE AUTO PARTS | PARTS SUPPLIES | 87.59 |
| 07/19/2021 | 20360 | FOREST VIEW EXECUTIVE SERVICES | GROUND MAINTENANCE | 90.00 |
| 07/19/2021 | 20361 | HAVEMAN ELECTRICAL SERVICES | FEMA GRANT | 1,681.79 |
| 07/19/2021 | 20362 | OVERISEL LUMBER CO | TOOLS | 43.41 |
| 07/19/2021 | 20363 | SAUGATUCK HARBOR INSURANCE A | INSURANCE | 4,447.00 |
| 07/19/2021 | 20364 | STANDARD | INSURANCE | 707.83 |
| 07/19/2021 | 20365 | ZORO | SUPPLIES | 246.20 |
| 07/19/2021 | 2126(E) | ACCIDENT FUND | WORKER COMP INSURANCE | 10,432.00 |
| 07/19/2021 | 2127(E) | COMCAST | INTERNET & TELEPHONES | 423.44 |
| 07/19/2021 | 2128(E) | CONSUMERS ENERGY | BOAT DOCK | 44.94 |
| 07/19/2021 | 2129(E) | CONSUMERS ENERGY | FIRE STATION | 591.59 |
| 07/19/2021 | 2130(E) | FIRST BANKCARD | NEW TRUCK, SUPPLIES & MAINTENANCE | 2,225.15 |
| 07/19/2021 | 2131(E) | HEALTH SAVINGS ACCOUNT | HEALTH SAVINGS ACCOUNTS | 2,575.00 |
| 07/19/2021 | 2132(E) | MENARDS | REPAIRS & SUPPLIES | 542.54 |
| 07/19/2021 | 2133(E) | PRIORITY HEALTH | HEALTH INSURANCE | 3,507.01 |
| 07/19/2021 | 2134(E) | REPUBLIC SERVICES 240 | TRASH & RECYCLING | 129.44 |
| 07/19/2021 | 2135(E) | SHELL | GASOLINE & DIESEL | 1,183.89 |

| | | | | |
|-----------------------------|---------|--|----------------------------------|------------|
| 07/16/2021 | | CHECK REGISTER FOR SAUGATUCK FIRE DISTRICT | | |
| | | CHECK DATE FROM 06/22/2021 - 07/19/2021 | | |
| | | | | |
| Check Date | Check | Vendor Name | Description | Amount |
| 07/19/2021 | 2136(A) | ALLIED FIRE SALES & SERVICE LLC | BUTTERFLY VALVE | 1,346.35 |
| 07/19/2021 | 2137(A) | BLOOM SLUGGETT PC | LEGAL FEES | 451.50 |
| 07/19/2021 | 2138(A) | FASTENAL | 2171 RAM | 337.05 |
| 07/19/2021 | 2139(A) | FISHERIES SUPPLY COMPANY | BILGE PUMP | 308.84 |
| 07/19/2021 | 2140(A) | SMART BUSINESS SOURCE LLC | OFFICE SUPPLIES | 104.74 |
| 07/19/2021 | 2141(A) | DEBRA FROSTY | UNIFORMS | 40.00 |
| 07/19/2021 | 2142(A) | GALLS LLC | UNIFORMS | 469.86 |
| 07/19/2021 | 2143(A) | GROUND MANAGEMENT SOLUTION | GROUND MAINTENANCE | 63.00 |
| 07/19/2021 | 2144(A) | I.T. RIGHT | COMPUTER SERVICES | 96.66 |
| 07/19/2021 | 2145(A) | J & B MEDICAL | MEDICAL SUPPLIES | 129.68 |
| 07/19/2021 | 2146(A) | ERIK KIRCHERT | COMPUTER UPGRADES | 210.94 |
| 07/19/2021 | 2147(A) | LEXIPOL LLC | FIRE POLICY & TRAINING BULLETINS | 3,139.00 |
| 07/19/2021 | 2148(A) | OFFICE DEPOT | OFFICE SUPPLIES | 100.92 |
| 07/19/2021 | 2149(A) | LORRIE PASTOOR | CLEANING | 200.00 |
| 07/19/2021 | 2150(A) | PURITY CYLINDER GASES INC | CYLINDER GAS | 136.24 |
| 07/19/2021 | 2151(A) | SECURE N SAFE LLC | DOOR SERVICE | 289.00 |
| 07/19/2021 | 2152(A) | SUMMIT COMPANIES | FIRE EXT REFILLS | 111.75 |
| 07/19/2021 | 2153(A) | ULINE INC | TRAFFICE SAFETY | 267.86 |
| 07/19/2021 | 2154(A) | WENDY BALES | TRAINING MILEAGE | 1,364.16 |
| 07/19/2021 | 2155(A) | WEST MICHIGAN UNIFORM | SHOP TOWELS | 135.00 |
| 07/19/2021 | 2156(A) | WOLVERINE POWER SYSTEMS | GENERATOR REPAIRS | 5,090.94 |
| 07/19/2021 | 2157(A) | XTREME AUTO | 2171 LETTERING | 754.22 |
| 07/19/2021 | 2158(A) | YACHT BASIN MARINA | BOAT STORAGE | 3,739.20 |
| | | | | |
| Total of 107 Checks: | | | | 114,423.34 |
| Less 0 Void Checks: | | | | 0.00 |
| Total of 107 Disbursements: | | | | 114,423.34 |

Item #8A

| Vendor Name | Description | Amount |
|-------------------------------------|-----------------------------------|-----------|
| 1. ACCIDENT FUND | | |
| | WORKER COMP INSURANCE | 10,432.00 |
| 2. ALLIED FIRE SALES & SERVICE LLC | | |
| | BUTTERFLY VALVE | 1,346.35 |
| 3. BLOOM SLUGGETT PC | | |
| | LEGAL FEES | 451.50 |
| 4. COMCAST | | |
| | INTERNET & TELEPHONES | 423.44 |
| 5. CONSUMERS ENERGY | | |
| | BOAT DOCK | 44.94 |
| | FIRE STATION | 591.59 |
| | TOTAL | 636.53 |
| 6. DEBRA FROSTY | | |
| | UNIFORMS | 40.00 |
| 7. ERIK KIRCHERT | | |
| | COMPUTER UPGRADES | 210.94 |
| 8. FASTENAL | | |
| | 2171 RAM | 192.83 |
| | SUPPLIES | 144.22 |
| | TOTAL | 337.05 |
| 9. FIRE PROGRAMS | | |
| | ANNUAL SUPPORT & UPDATES | 2,497.00 |
| 10. FIRST BANKCARD | | |
| | NEW TRUCK, SUPPLIES & MAINTENANCE | 1,402.17 |
| | TURNOUT SUPPLIES TRAINING | 822.98 |
| | TOTAL | 2,225.15 |
| 11. FISHERIES SUPPLY COMPANY | | |
| | BOAT | 136.05 |
| | BOAT | 60.16 |
| | SS TOP CAP | 11.38 |
| | BILGE PUMP | 101.25 |
| | TOTAL | 308.84 |
| 12. FOREST VIEW EXECUTIVE SERVICES | | |
| | GROUND MAINTENANCE | 90.00 |
| 13. GALLS LLC | | |
| | UNIFORMS | 154.54 |
| | UNIFORMS | 122.17 |
| | UNIFORMS | 75.16 |
| | UNIFORMS | 117.99 |
| | TOTAL | 469.86 |
| 14. GRAPHIX EMBROIDERY INC | | |
| | UNIFORMS | 53.00 |
| 15. GROUND MANAGEMENT SOLUTIONS LLC | | |
| | GROUND MAINTENANCE | 63.00 |
| 16. HAVEMAN ELECTRICAL SERVICES | | |
| | FEMA GRANT | 1,681.79 |
| 17. HEALTH SAVINGS ACCOUNT | | |
| | HEALTH SAVINGS ACCOUNTS | 2,575.00 |
| 18. I.T. RIGHT | | |
| | COMPUTER SERVICES | 96.66 |
| 19. IHLE AUTO PARTS | | |
| | PARTS SUPPLIES | 87.59 |
| 20. J & B MEDICAL | | |
| | MEDICAL SUPPLIES | 129.68 |
| 21. LEXIPOL LLC | | |

| Vendor Name | Description | Amount |
|---------------------------------------|----------------------------------|-----------|
| 22. LORRIE PASTOOR | FIRE POLICY & TRAINING BULLETINS | 3,139.00 |
| 23. MENARDS | CLEANING | 200.00 |
| 24. OFFICE DEPOT | REPAIRS & SUPPLIES | 542.54 |
| 25. OVERISEL LUMBER CO | OFFICE SUPPLIES | 100.92 |
| 26. PRIORITY HEALTH | TOOLS | 43.41 |
| 27. PURITY CYLINDER GASES INC | HEALTH INSURANCE | 3,507.01 |
| | CYLINDER GAS | 116.25 |
| | CYLINDER GAS | 19.99 |
| | TOTAL | 136.24 |
| 28. REPUBLIC SERVICES 240 | TRASH & RECYCLING | 129.44 |
| 29. SAUGATUCK HARBOR INSURANCE AGENCY | INSURANCE | 4,447.00 |
| 30. SECURE N SAFE LLC | DOOR SERVICE | 289.00 |
| 31. SHELL | GASOLINE & DIESEL | 1,183.89 |
| 32. SMART BUSINESS SOURCE LLC | OFFICE SUPPLIES | 52.56 |
| | OFFICE SUPPLIES | 52.18 |
| | TOTAL | 104.74 |
| 33. STANDARD | INSURANCE | 707.83 |
| 34. SUMMIT COMPANIES | FIRE EXT REFILLS | 111.75 |
| 35. ULINE INC | TRAFFICE SAFETY | 267.86 |
| 36. WENDY BALES | TRAINING MILEAGE | 1,364.16 |
| 37. WEST MICHIGAN UNIFORM | SHOP TOWELS | 135.00 |
| 38. WOLVERINE POWER SYSTEMS | GENERATOR REPAIRS | 5,090.94 |
| 39. XTREME AUTO | 2171 LETTERING | 754.22 |
| 40. YACHT BASIN MARINA | BOAT STORAGE | 3,739.20 |
| 41. ZORO | SUPPLIES | 246.20 |
| TOTAL - ALL VENDORS | | 50,395.73 |
| FUND TOTALS: | | |
| Fund 206 - FIRE FUND | | 50,395.73 |

User: Peter

DB: Stfd

PERIOD ENDING 06/30/2021

Item #8B

| | | 2020-21 | YTD BALANCE | ACTIVITY FOR | AVAILABLE | |
|----------------------|----------------------------------|----------------|-------------------|---------------------|-------------------|--------|
| | | 06/30/2021 | MONTH 06/30/2021 | BALANCE | % BDGT | |
| GL NUMBER | DESCRIPTION | AMENDED BUDGET | NORMAL (ABNORMAL) | INCREASE (DECREASE) | NORMAL (ABNORMAL) | USED |
| Fund 206 - FIRE FUND | | | | | | |
| Revenues | | | | | | |
| Dept 000 | | | | | | |
| 206-000-401.000 | SAUGATUCK CITY | 364,779.55 | 364,779.55 | 0.00 | 0.00 | 100.00 |
| 206-000-402.000 | SAUGATUCK TOWNSHIP | 746,971.40 | 746,971.40 | 0.00 | 0.00 | 100.00 |
| 206-000-403.000 | DOUGLAS CITY | 380,819.08 | 380,819.08 | 0.00 | 0.00 | 100.00 |
| 206-000-450.000 | FIRE SERVICES | 5,300.00 | 5,214.75 | 0.00 | 85.25 | 98.39 |
| 206-000-460.000 | INSPECTION & PLAN REVIEW FEES | 17,850.00 | 22,850.00 | 6,375.00 | (5,000.00) | 128.01 |
| 206-000-465.000 | COST RECOVERY | 8,900.00 | 9,871.75 | 1,979.55 | (971.75) | 110.92 |
| 206-000-528.000 | OTHER FEDERAL GRANTS | 109,856.00 | 109,856.99 | 0.00 | (0.99) | 100.00 |
| 206-000-560.000 | GRANTS & DONATIONS | 4,892.90 | 4,892.90 | 10.00 | 0.00 | 100.00 |
| 206-000-665.000 | INTEREST | 500.00 | 316.77 | 0.00 | 183.23 | 63.35 |
| 206-000-685.000 | SALES OF ASSETS | 24,550.00 | 24,550.00 | 1,050.00 | 0.00 | 100.00 |
| Total Dept 000 | | 1,664,418.93 | 1,670,123.19 | 9,414.55 | (5,704.26) | 100.34 |
| TOTAL REVENUES | | 1,664,418.93 | 1,670,123.19 | 9,414.55 | (5,704.26) | 100.34 |
| Expenditures | | | | | | |
| Dept 336 - FIRE FUND | | | | | | |
| 206-336-702.000 | BOARD SALARY | 4,250.00 | 4,050.00 | 550.00 | 200.00 | 95.29 |
| 206-336-704.000 | CHIEF SALARY | 85,800.00 | 84,847.19 | 9,064.01 | 952.81 | 98.89 |
| 206-336-705.000 | OFFICER SALARIES | 6,450.00 | 6,402.39 | 1,129.98 | 47.61 | 99.26 |
| 206-336-708.000 | CAREER FIREFIGHTER | 276,000.00 | 271,658.14 | 29,350.92 | 4,341.86 | 98.43 |
| 206-336-709.000 | OPERATIONAL WAGES | 127,000.00 | 121,124.96 | 17,512.38 | 5,875.04 | 95.37 |
| 206-336-709.500 | PAID ON CALL STIPEND | 83,000.00 | 81,332.42 | 12,624.26 | 1,667.58 | 97.99 |
| 206-336-710.000 | FIRE CALLS | 48,000.00 | 47,086.01 | 9,316.75 | 913.99 | 98.10 |
| 206-336-711.000 | MEDICAL CALLS | 27,000.00 | 27,178.10 | 4,316.35 | (178.10) | 100.66 |
| 206-336-712.000 | TRAINING | 43,000.00 | 41,425.90 | 6,621.01 | 1,574.10 | 96.34 |
| 206-336-713.000 | SPECIAL EVENTS | 5,000.00 | 2,342.65 | 583.69 | 2,657.35 | 46.85 |
| 206-336-720.000 | PAYROLL TAXES | 55,000.00 | 55,784.70 | 7,074.44 | (784.70) | 101.43 |
| 206-336-721.000 | EMPLOYEE INSURANCE BENEFITS | 75,000.00 | 72,918.79 | 5,742.08 | 2,081.21 | 97.23 |
| 206-336-722.000 | WORKER COMP INSURANCE | 49,076.76 | 49,076.76 | 0.00 | 0.00 | 100.00 |
| 206-336-723.000 | RETIREMENT | 78,000.00 | 80,815.01 | 9,643.27 | (2,815.01) | 103.61 |
| 206-336-727.000 | OPERATING SUPPLIES | 22,000.00 | 15,539.63 | 2,693.58 | 6,460.37 | 70.63 |
| 206-336-728.000 | GAS & OIL | 10,000.00 | 8,642.73 | 2,001.74 | 1,357.27 | 86.43 |
| 206-336-730.000 | PROFESSIONAL SERVICES | 44,000.00 | 41,606.52 | 3,106.50 | 2,393.48 | 94.56 |
| 206-336-742.000 | TESTING, REPAIR & REPLACEMENT | 15,000.00 | 13,875.28 | 0.00 | 1,124.72 | 92.50 |
| 206-336-745.000 | STATION TOOLS | 4,000.00 | 3,313.21 | 235.31 | 686.79 | 82.83 |
| 206-336-746.000 | FIRE FIGHTER TOOLS | 7,000.00 | 3,644.65 | 1,162.95 | 3,355.35 | 52.07 |
| 206-336-751.000 | PHONES | 13,000.00 | 12,038.56 | 1,859.87 | 961.44 | 92.60 |
| 206-336-752.000 | UTILITIES | 16,000.00 | 14,908.03 | 1,958.55 | 1,091.97 | 93.18 |
| 206-336-760.000 | VEHICLE/ EQUIP REP & MAINTENANCE | 71,000.00 | 69,680.92 | 4,814.02 | 1,319.08 | 98.14 |
| 206-336-761.000 | BOAT MAINTENANCE | 18,000.00 | 18,011.38 | 526.26 | (11.38) | 100.06 |
| 206-336-762.000 | RADIO & PAGER R&R | 3,500.00 | 2,270.46 | 0.00 | 1,229.54 | 64.87 |
| 206-336-763.000 | BUILDING REPAIR & MAINTENANCE | 22,000.00 | 21,362.30 | 500.99 | 637.70 | 97.10 |
| 206-336-764.000 | BUILDING SECURITY | 1,000.00 | 430.00 | 0.00 | 570.00 | 43.00 |
| 206-336-767.000 | DUES & SUBSCRIPTIONS | 2,500.00 | 1,771.63 | 0.00 | 728.37 | 70.87 |
| 206-336-770.000 | OFFICE EXPENSES | 8,000.00 | 7,486.75 | 907.17 | 513.25 | 93.58 |
| 206-336-771.000 | TECHNOLOGY | 18,500.00 | 15,476.03 | 561.34 | 3,023.97 | 83.65 |
| 206-336-775.000 | BUILDING INSPECTIONS | 1,000.00 | 67.50 | 0.00 | 932.50 | 6.75 |
| 206-336-780.000 | UNIFORMS | 9,000.00 | 6,520.58 | 562.86 | 2,479.42 | 72.45 |
| 206-336-781.000 | TURN OUT GEAR | 17,500.00 | 13,519.85 | 199.98 | 3,980.15 | 77.26 |
| 206-336-785.000 | EDUCATION | 15,500.00 | 15,347.99 | 280.00 | 152.01 | 99.02 |
| 206-336-791.000 | MEDICAL SUPPLY | 13,000.00 | 11,766.31 | 724.85 | 1,233.69 | 90.51 |
| 206-336-795.000 | COMMUNITY RISK REDUCTION | 5,000.00 | 2,380.29 | 304.90 | 119.71 | 95.21 |

Page 13 of 54

User: Peter

DB: Stfd

PERIOD ENDING 06/30/2021

| | | 2020-21 | YTD BALANCE | ACTIVITY FOR | AVAILABLE | |
|--------------------------------|-----------------------|----------------|---------------------------------|---|------------------------------|----------------|
| GL NUMBER | DESCRIPTION | AMENDED BUDGET | 06/30/2021 NORMAL (ABNORMAL) | MONTH 06/30/2021 INCREASE (DECREASE) | BALANCE NORMAL (ABNORMAL) | % BDGT USED |
| Fund 206 - FIRE FUND | | | | | | |
| Expenditures | | | | | | |
| 206-336-796.000 | PHYSICALS | 1,000.00 | 0.00 | 0.00 | 1,000.00 | 0.00 |
| 206-336-815.000 | GENERAL INSURANCE | 23,600.00 | 23,592.00 | 0.00 | 8.00 | 99.97 |
| 206-336-861.000 | TAX CHARGE BACK | 1,000.00 | 725.75 | 0.00 | 274.25 | 72.58 |
| 206-336-975.000 | TRUCK PAYMENT | 42,022.18 | 42,022.18 | 0.00 | 0.00 | 100.00 |
| 206-336-985.000 | LONG TERM CAPITAL | 246,818.00 | 240,248.58 | 24,942.88 | 6,569.42 | 97.34 |
| 206-336-986.000 | CAPITAL FUND TRANSFER | 12,150.00 | 0.00 | 0.00 | 12,150.00 | 0.00 |
| Total Dept 336 - FIRE FUND | | 1,623,166.94 | 1,552,292.13 | 160,872.89 | 70,874.81 | 95.63 |
| TOTAL EXPENDITURES | | 1,623,166.94 | 1,552,292.13 | 160,872.89 | 70,874.81 | 95.63 |
| Fund 206 - FIRE FUND: | | | | | | |
| TOTAL REVENUES | | 1,664,418.93 | 1,670,123.19 | 9,414.55 | (5,704.26) | 100.34 |
| TOTAL EXPENDITURES | | 1,623,166.94 | 1,552,292.13 | 160,872.89 | 70,874.81 | 95.63 |
| NET OF REVENUES & EXPENDITURES | | 41,251.99 | 117,831.06 | (151,458.34) | (76,579.07) | 285.64 |



Incidents for June 2021



Photo: Scott Sullivan

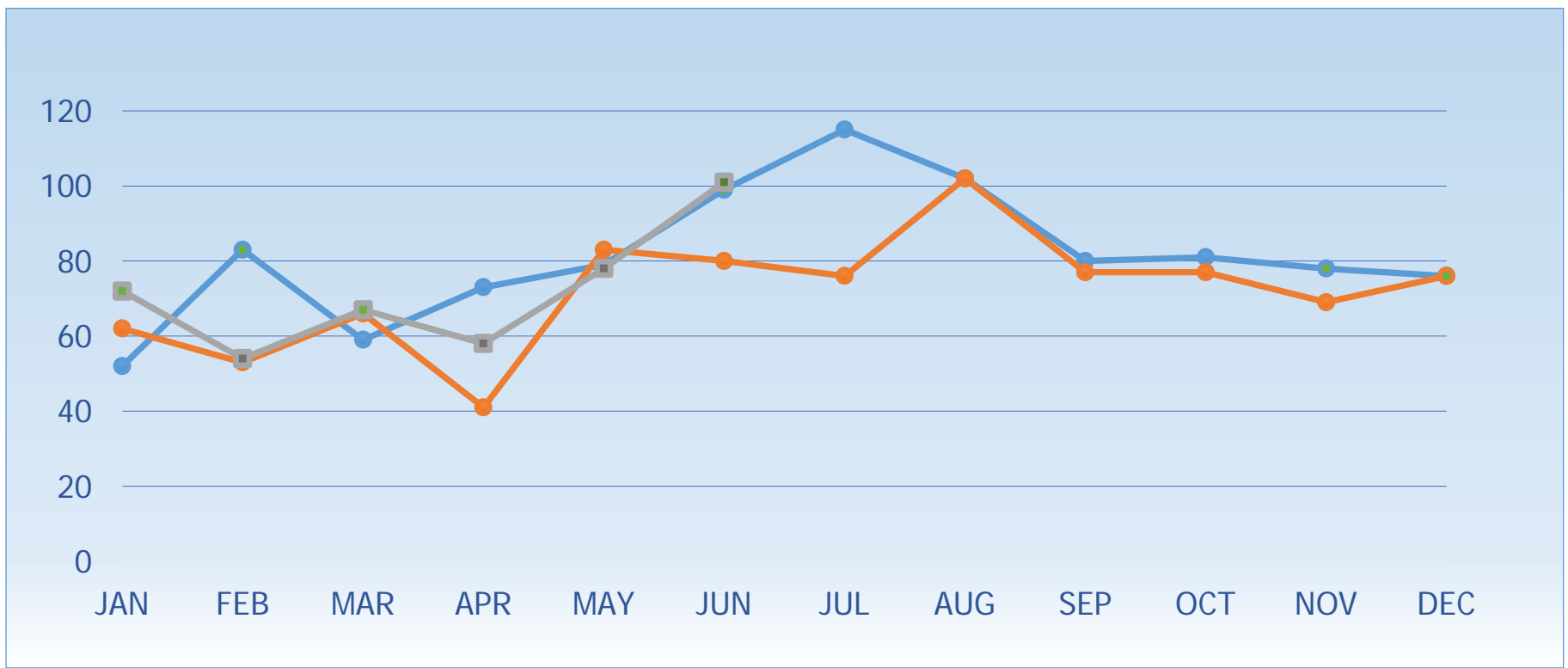
Summary of Incidents

- ❖ June was a new record breaking month. We recorded 101 calls total for the month. Year to date was 430 calls or a 12% increase compared to the same period as last year. Now we are almost at the level of 2019.
- ❖ Tuesday is still the busy day compared to the rest of the week with 79 calls. Saturday is the least busy day with 50 calls. The hours around mid-morning count for the busy time of the day, with another surge at 4PM and 6PM.
- ❖ 29 overlapping calls are a slight increase, and July shows already 11 on July 5.
- ❖ Type of calls follows a usual pattern, EMS counts for 60% of our volume. We had one unusual incident where a tree service boom truck rolled on its own across one lane and into a ravine where it came to rest at the bottom. It was a lengthy incident that proved to be a challenge for the wrecker. Motor Vehicle Incidents (MVIs) showed a fourth wreck this year at the intersection of Old Allegan Road and Blue Star Hwy. We also experienced an increase in wrecks on I-196, both inside and outside the construction zone. Total MVIs were 11 compared to 8 in 2020 and only 4 in 2019. Our boats are in service and responded to 9 incidents so far. Boats in distress called for 4 of those and 1 assist to Allegan County Dive Team for a missing diver. Special Events are slowly starting again. 4 until the end of June and so far 3 additional in July. Preparation for these events count for 22 hours so far with the bulk of preparation for the July 4th fireworks safety, traffic and crowd control.
- ❖ Location of calls shows Township counts for 43%, compared to Douglas and Saugatuck City at 28%.
- ❖ Our response time for May has gone up again to 5:58. June showed 73 emergent calls (lights and siren) a very high number compared to previous months and years.

2021 Incidents by Month

[Green is an all-time high month]

| YEAR | JAN | FEB | MAR | APR | MAY | JUN | JUL | AUG | SEP | OCT | NOV | DEC | TOTAL |
|------|-----|-----|-----|-----|-----|-----|-----|-----|-----|-----|-----|-----|-------|
| 2021 | 72 | 54 | 67 | 58 | 78 | 101 | | | | | | | 430 |
| 2020 | 62 | 53 | 66 | 41 | 83 | 80 | 76 | 102 | 77 | 77 | 69 | 76 | 862 |
| 2019 | 52 | 83 | 59 | 73 | 79 | 99 | 115 | 102 | 80 | 81 | 78 | 76 | 977 |



2011-21 Incidents by month

| YEAR | JAN | FEB | MAR | APR | MAY | JUN | JUL | AUG | SEP | OCT | NOV | DEC | TOTAL |
|------|-----|-----|-----|-----|-----|-----|-----|-----|-----|-----|-----|-----|-------|
| 2021 | 72 | 54 | 67 | 58 | 78 | 101 | | | | | | | 430 |
| 2020 | 62 | 53 | 66 | 41 | 83 | 80 | 76 | 102 | 77 | 77 | 69 | 76 | 862 |
| 2019 | 52 | 83 | 59 | 73 | 79 | 99 | 115 | 102 | 80 | 81 | 78 | 76 | 977 |
| 2018 | 61 | 58 | 55 | 79 | 85 | 94 | 103 | 101 | 83 | 77 | 52 | 59 | 907 |
| 2017 | 54 | 35 | 62 | 51 | 68 | 89 | 116 | 76 | 66 | 91 | 48 | 57 | 813 |
| 2016 | 47 | 51 | 53 | 64 | 76 | 95 | 113 | 105 | 82 | 64 | 60 | 65 | 875 |
| 2015 | 57 | 61 | 50 | 50 | 73 | 67 | 110 | 90 | 71 | 58 | 49 | 47 | 783 |
| 2014 | 62 | 51 | 49 | 56 | 85 | 77 | 84 | 59 | 72 | 52 | 59 | 39 | 745 |
| 2013 | 67 | 62 | 44 | 39 | 57 | 53 | 70 | 74 | 42 | 58 | 66 | 58 | 690 |
| 2012 | 52 | 33 | 58 | 55 | 54 | 74 | 104 | 77 | 54 | 40 | 52 | 76 | 729 |
| 2011 | 42 | 38 | 57 | 34 | 52 | 51 | 92 | 70 | 63 | 61 | 40 | 41 | 641 |

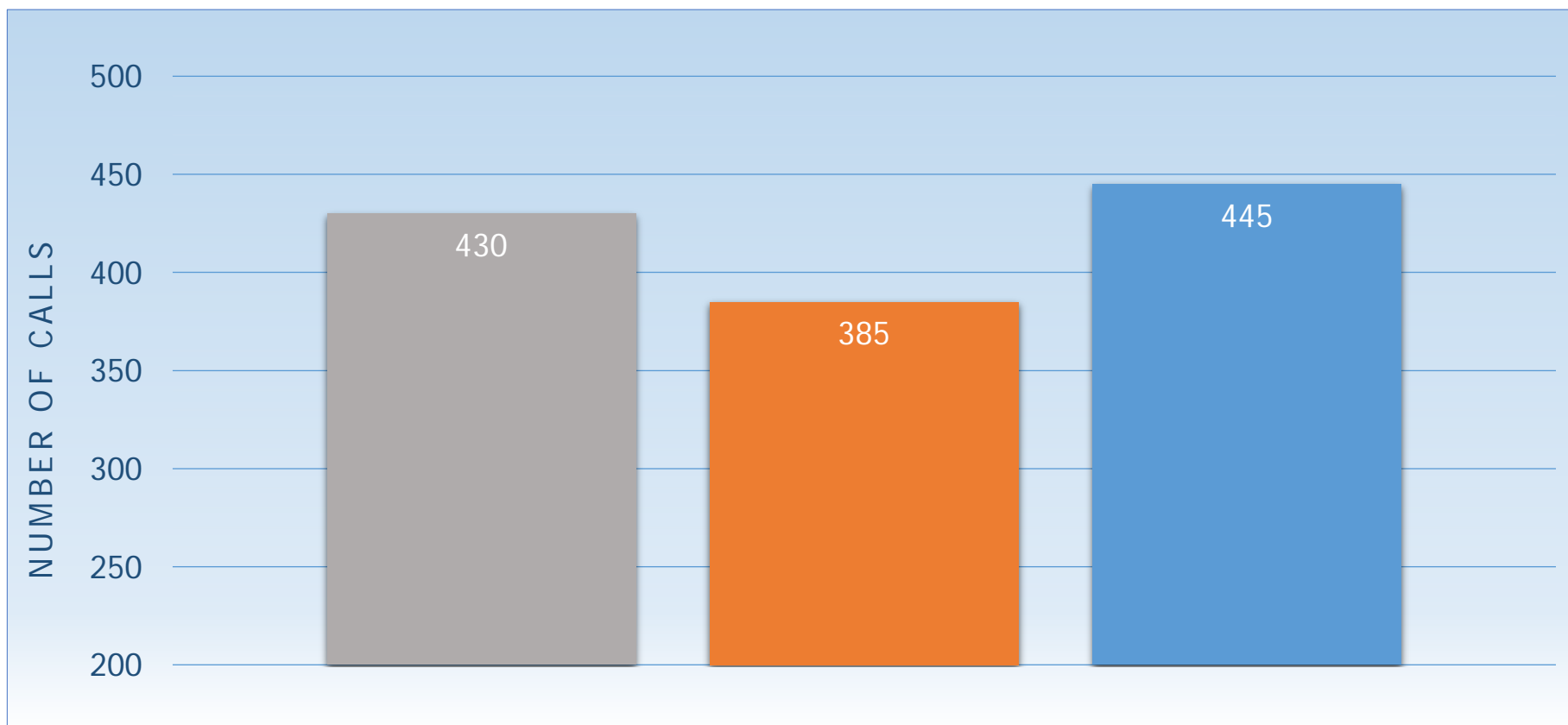
| | | | | | | | | | | | | | |
|---------|----|----|----|----|----|----|----|----|----|----|----|----|-----|
| Average | 57 | 53 | 56 | 55 | 72 | 80 | 98 | 84 | 69 | 66 | 56 | 58 | 796 |
|---------|----|----|----|----|----|----|----|----|----|----|----|----|-----|

Lowest Highest

1999-2021 Incidents by month

| YEAR | JAN | FEB | MAR | APR | MAY | JUN | JUL | AUG | SEP | OCT | NOV | DEC | TOTAL |
|---------|-----|-----|-----|-----|-----|-----|-----|-----|-----|-----|-----|-----|-------|
| 2021 | 72 | 54 | 67 | 58 | 78 | 101 | | | | | | | 430 |
| 2020 | 62 | 53 | 66 | 41 | 83 | 80 | 76 | 102 | 77 | 77 | 69 | 76 | 862 |
| 2019 | 52 | 83 | 59 | 73 | 79 | 99 | 115 | 102 | 80 | 81 | 78 | 76 | 977 |
| 2018 | 61 | 58 | 55 | 79 | 85 | 94 | 103 | 101 | 83 | 77 | 52 | 59 | 907 |
| 2017 | 54 | 35 | 62 | 51 | 68 | 89 | 116 | 76 | 66 | 91 | 48 | 57 | 813 |
| 2016 | 47 | 51 | 53 | 64 | 76 | 95 | 113 | 105 | 82 | 64 | 60 | 65 | 875 |
| 2015 | 57 | 61 | 50 | 50 | 73 | 67 | 110 | 90 | 71 | 58 | 49 | 47 | 783 |
| 2014 | 62 | 51 | 49 | 56 | 85 | 77 | 84 | 59 | 72 | 52 | 59 | 39 | 745 |
| 2013 | 67 | 62 | 44 | 39 | 57 | 53 | 70 | 74 | 42 | 58 | 66 | 58 | 690 |
| 2012 | 52 | 33 | 58 | 55 | 54 | 74 | 104 | 77 | 54 | 40 | 52 | 76 | 729 |
| 2011 | 42 | 38 | 57 | 34 | 52 | 51 | 92 | 70 | 63 | 61 | 40 | 41 | 641 |
| 2010 | 36 | 26 | 46 | 52 | 50 | 48 | 98 | 72 | 58 | 54 | 40 | 32 | 612 |
| 2009 | 46 | 46 | 38 | 40 | 43 | 61 | 65 | 57 | 58 | 45 | 44 | 49 | 592 |
| 2008 | 46 | 35 | 23 | 32 | 41 | 53 | 101 | 54 | 43 | 48 | 29 | 53 | 558 |
| 2007 | 35 | 44 | 34 | 39 | 44 | 64 | 78 | 59 | 55 | 37 | 33 | 37 | 559 |
| 2006 | 41 | 33 | 41 | 23 | 58 | 48 | 64 | 46 | 42 | 43 | 47 | 42 | 528 |
| 2005 | 42 | 28 | 48 | 47 | 37 | 57 | 75 | 58 | 49 | 40 | 40 | 34 | 555 |
| 2004 | 41 | 28 | 34 | 34 | 51 | 45 | 50 | 48 | 46 | 51 | 30 | 41 | 499 |
| 2003 | 25 | 30 | 35 | 36 | 54 | 61 | 55 | 63 | 39 | 35 | 39 | 45 | 517 |
| 2002 | 36 | 27 | 41 | 35 | 35 | 54 | 62 | 65 | 53 | 44 | 36 | 30 | 518 |
| 2001 | 29 | 33 | 38 | 38 | 46 | 51 | 69 | 43 | 46 | 43 | 34 | 28 | 498 |
| 2000 | 44 | 40 | 44 | 50 | 42 | 48 | 64 | 38 | 41 | 42 | 46 | 45 | 544 |
| 1999 | 32 | 34 | 31 | 31 | 37 | 37 | 41 | 40 | 31 | 39 | 31 | 31 | 415 |
| Average | 47 | 43 | 47 | 46 | 58 | 64 | 82 | 68 | 57 | 54 | 45 | 47 | 645 |

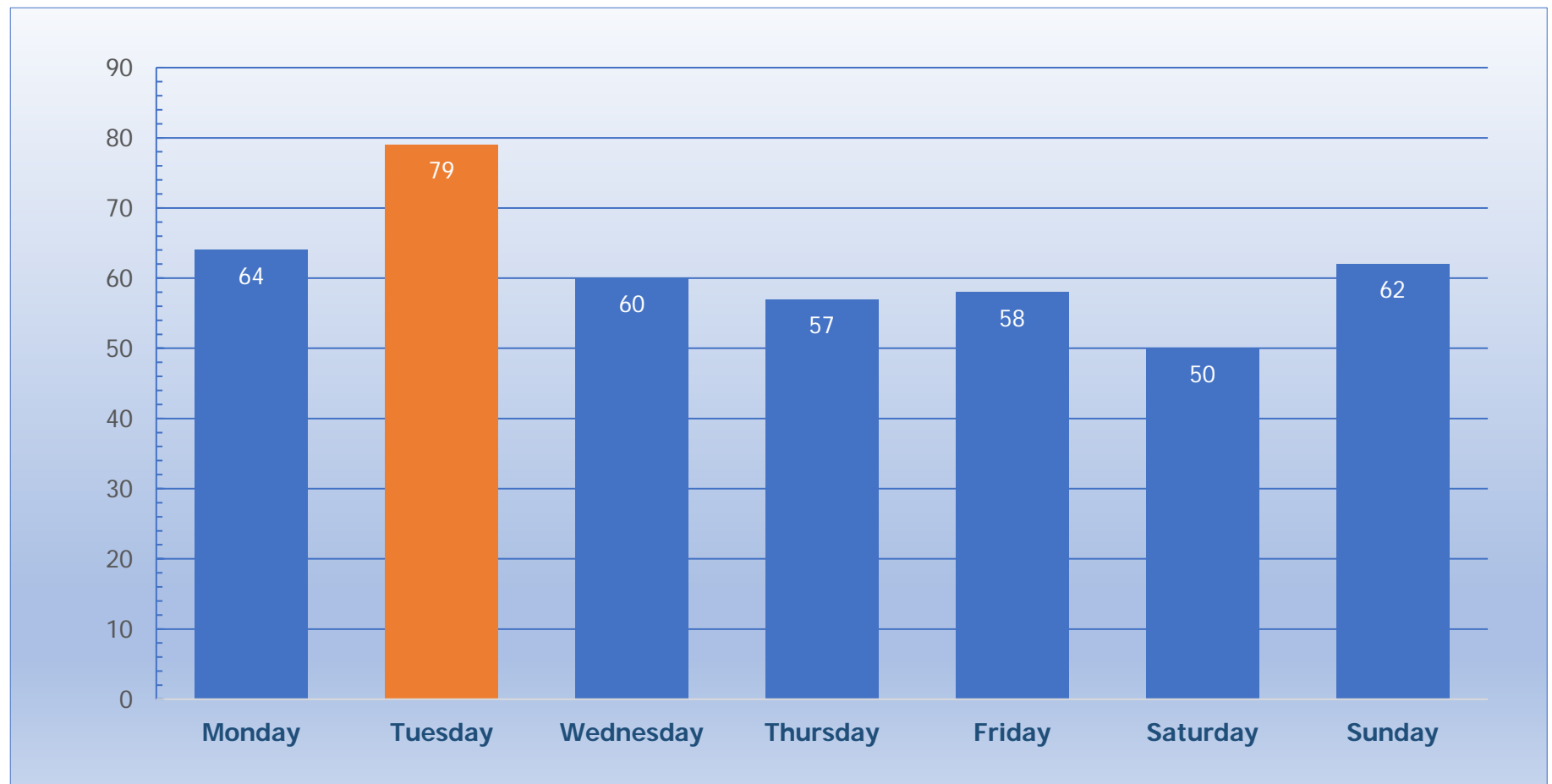
2019-2021 Incident Comparison



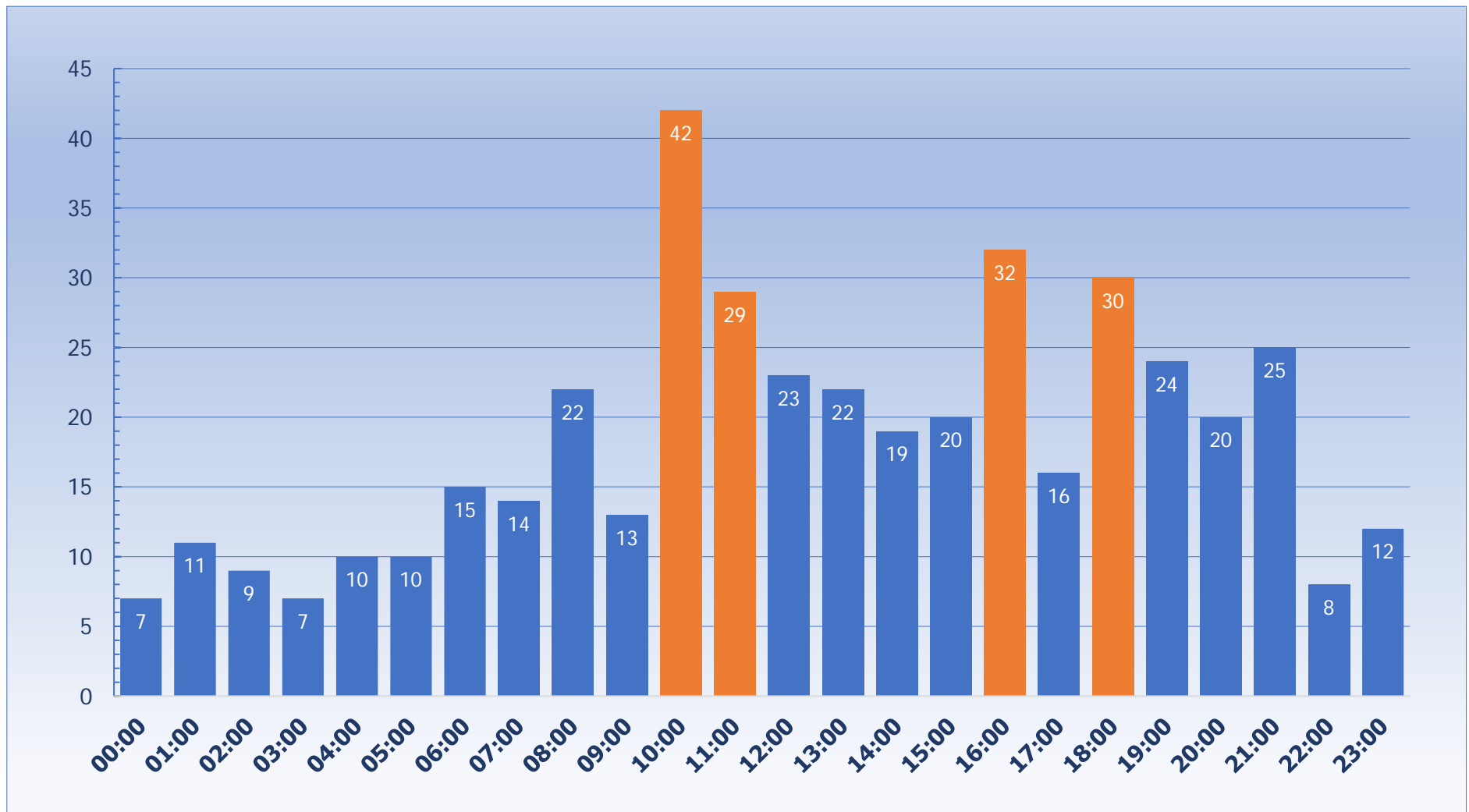
| Year | June 30 | +/- | +/- % |
|------|---------|------|--------|
| 2021 | 430 | 45 | 11.7 |
| 2020 | 385 | (60) | (13.5) |
| 2019 | 445 | | |

2021 Incidents per Day of the Week

| Monday | Tuesday | Wednesday | Thursday | Friday | Saturday | Sunday |
|--------|---------|-----------|----------|--------|----------|--------|
| 64 | 79 | 60 | 57 | 58 | 50 | 62 |



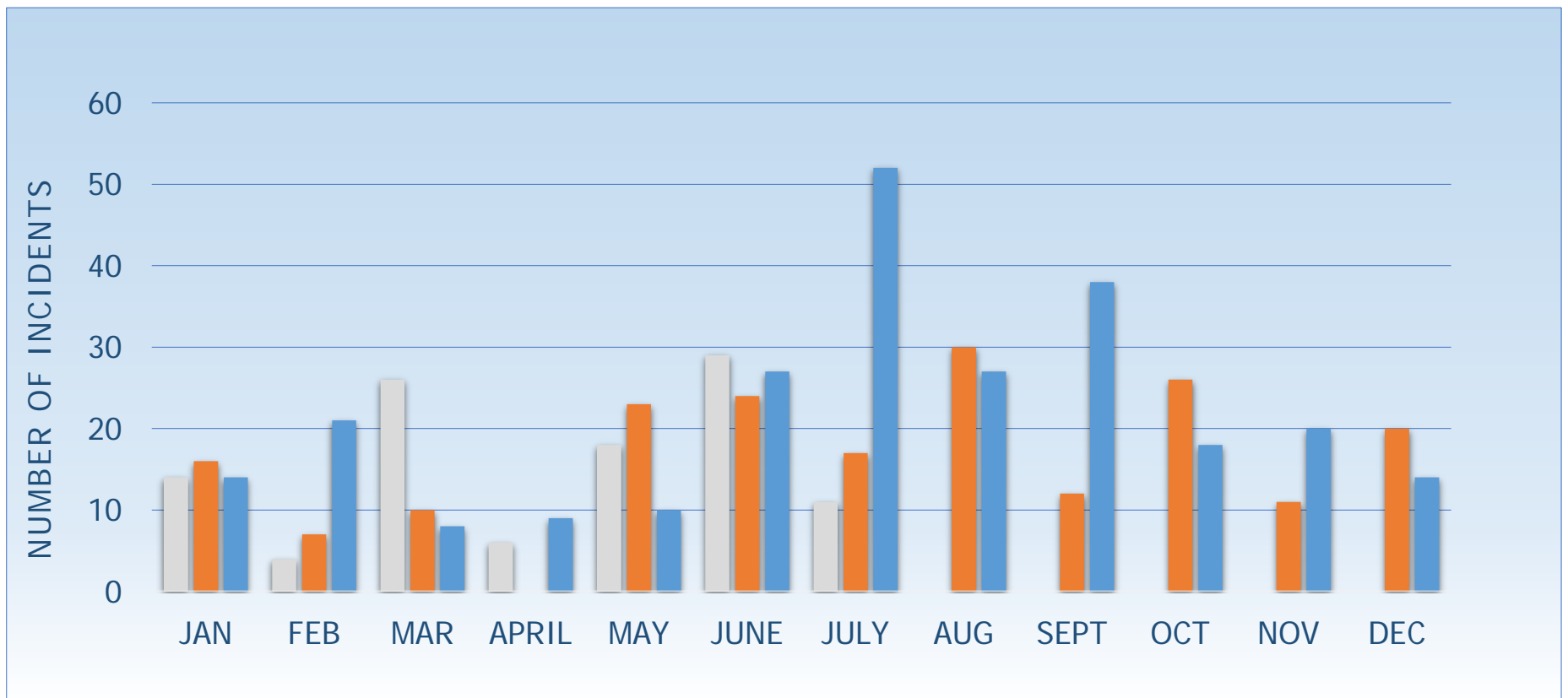
2021 Incidents by Time of Day



2021 Overlapping Incidents YTD

[Another emergency incident that requires fire department response that occurs within the time frame of a previous emergency incident.]

| Year | JAN | FEB | MAR | APRIL | MAY | JUNE | JULY | AUG | SEPT | OCT | NOV | DEC | TOTAL |
|------|-----|-----|-----|-------|-----|------|------|-----|------|-----|-----|-----|-------|
| 2021 | 14 | 4 | 26 | 6 | 18 | 29 | 11 | | | | | | 108 |
| 2020 | 16 | 7 | 10 | 0 | 23 | 24 | 17 | 30 | 12 | 26 | 11 | 20 | 196 |
| 2019 | 14 | 21 | 8 | 9 | 10 | 27 | 52 | 27 | 38 | 18 | 20 | 14 | 258 |



National Fire Incident Reporting System (NFIRS) Incident Code Guide

100 Series (Fire)

- (11) Structure Fire**
 - (111) Building Fire
 - (112) Fires in structures other than in a building
 - (113) Cooking fire, confined to container
 - (114) Chimney or flue fire, confined to chimney or flue
 - (115) Incinerator overload or malfunction, fire confined
 - (116) Fuel burner/boiler malfunction, fire confined
 - (117) Commercial compactor fire, confined to rubbish
 - (118) Trash, or rubbish fire in a structure, no flame damage
- (12) Fire in mobile property used as a fixed structure**
 - (121) Fire in mobile home used as a fixed residence
 - (122) Fire in motor home, camper, recreational vehicle
 - (123) Fire in portable building, fixed location
- (13) Mobile property (vehicle) fire**
 - (131) Passenger vehicle fire
 - (132) Road freight or transport vehicle fire
 - (133) Rail vehicle fire
 - (134) Water vehicle fire
 - (135) Aircraft vehicle fire
 - (136) Self-propelled motor home or recreational vehicle fire
 - (137) Camper or recreational vehicle
 - (138) Off-road vehicle or heavy equipment fire
- (14) Natural vegetation fire**
 - (141) Forest, woods, or woodland fire
 - (142) Brush, or brush and grass mixture fire
 - (143) Grass fire, includes fire confined to area.
- (15) Outside rubbish fire**
 - (151) Outside rubbish, trash, or waste fire
 - (152) Garbage dump or sanitary landfill fire
 - (153) Construction or demolition landfill fire
 - (154) Dumpster or other outside trash receptacle fire
 - (155) Outside stationary compactor/compacted trash fire
- (16) Special outside fire**
 - (161) Outside storage fire on residential or commercial/ industrial property
 - (162) Outside equipment fire
 - (163) Outside gas or vapor combustion explosion
 - (164) Outside mailbox fire
- (17) Cultivated vegetation, crop fire**
 - (171) Cultivated grain or crop fire
 - (172) Cultivated orchard or vineyard fire
 - (173) Cultivated trees or nursery stock fire

200 Series (Overpressure Explosion, Overheat - No Fire)

- (21) Overpressure rupture from steam (no ensuing fire)**
 - (211) Overpressure rupture of steam pipe or pipeline
 - (212) Overpressure rupture of steam boiler
 - (213) Steam rupture of pressure or process vessel
- (22) Overpressure rupture from air or gas - no fire**
 - (221) Overpressure rupture of air or gas pipe/pipeline
 - (222) Overpressure rupture of boiler from air or gas
 - (223) Air or gas rupture of pressure or process vessel
- (23) Overpressure rupture, chemical reaction - no fire**
 - (231) Chemical reaction rupture of pressure or process vessel
- (24) Explosion (no fire)**
 - (241) Munitions or bomb explosions (no fire)
 - (242) Blasting agent explosion (no fire)
 - (243) Fireworks explosion (no fire), all classes of fireworks
- (25) Excessive heat, scorch burns with no ignition**
 - (251) Excessive heat, scorch burns with no ignition

300 Series (Rescue & EMS Incidents)

- (31) Medical assist**
 - (311) Medical assist, assist EMS crew
- (32) Emergency medical service (EMS) incident**
 - (321) EMS call, excluding vehicle accident with injury
 - (322) Vehicle accident with injuries
 - (323) Motor vehicle/pedestrian accident (MV Ped)
 - (324) Motor vehicle accident with no injuries
- (33) Lock-in**
 - (331) Lock-in, includes vehicles (if lock-out, use 511)
- (34) Search for lost person**
 - (341) Search for person on land
 - (342) Search for person in water
 - (343) Search for person underground
- (35) Extrication, rescue**
 - (351) Extrication of victim(s) from building/structure
 - (352) Extrication of victim(s) from vehicle
 - (353) Removal of victim(s) from stalled elevator
 - (354) Trench/below grade rescue
 - (355) Confined space rescue
 - (356) High angle rescue
 - (357) Extrication of victim(s) from machinery
- (36) Water or ice-related rescue**
 - (361) Swimming/recreational water areas rescue
 - (362) Ice rescue
 - (363) Swift water rescue
 - (364) Surf rescue
 - (365) Watercraft rescue
- (37) Electrical rescue**
 - (371) Electrocution or potential electrocution
 - (372) Trapped by power lines
- (38) Rescue or EMS standby**
 - (381) Rescue or EMS standby; hazardous conditions

400 Series (Hazardous Conditions - No Fire)

- (41) Combustible/flammable spills & leaks**
 - (411) Gasoline or other flammable liquid spill, Class I
 - (412) Gas leak (natural gas or LPG)
 - (413) Oil or other combustible liquid spill, Class II or III
- (42) Chemical release, reaction or toxic condition**
 - (421) Chemical hazard (no spill or leak)
 - (422) Chemical spill or leak
 - (423) Refrigeration leak
 - (424) Carbon monoxide incident
- (43) Radioactive condition**
 - (431) Radiation leak, radioactive material
- (44) Electrical wiring/equipment problem**
 - (441) Heat from short circuit (wiring), defective/worn insulation
 - (442) Overheated motor or wiring
 - (443) Breakdown of light ballast
 - (444) Power line down
 - (445) Arcing, shorted electrical equipment
- (45) Biological hazard**
 - (451) Biological hazard, confirmed or suspected
- (46) Accident, potential accident**
 - (461) Building or structure weakened or collapsed
 - (462) Aircraft standby
 - (463) Vehicle accident, general cleanup
- (47) Explosive, bomb removal**
 - (471) Explosive, bomb removal (for bomb scare, use 721)
- (48) Attempted burning, illegal action**
 - (481) Attempt to burn
 - (482) Threat to burn

500 Series (Service Call)

- (51) Person in distress**
 - (511) Lock-out
 - (512) Ring or jewelry removal, no transport to hospital
- (52) Water problem**
 - (521) Water (not people) evacuation
 - (522) Water or steam leak, includes open hydrants
- (53) Smoke problem**
 - (531) Smoke or odor removal
- (54) Animal problem or rescue**
 - (541) Animal problem
 - (542) Animal rescue
- (55) Public service assistance**
 - (551) Assist police or other governmental agency
 - (552) Police matter
 - (553) Public service, not government agencies
 - (554) Assist invalid
 - (555) Defective elevator, no occupants
- (56) Unauthorized burning**
 - (561) Cover assignment, standby at fire station, move-up
 - (571) Cover assignment, standby, moveup

600 Series (Good Intent Calls)

- (61) Dispatched and canceled enroute**
 - (611) Dispatched & canceled enroute
- (62) Wrong location, no emergency found**
 - (621) Wrong location
 - (622) No incident found at dispatch address
- (63) Controlled burning**
 - (631) Authorized controlled burning
 - (632) Prescribed fire (with prior written, approved fire plan)
- (64) Vicinity alarm**
 - (641) Vicinity alarm (incident in other location)
- (65) Steam, other gas mistaken for smoke**
 - (651) Smoke scare, odor of smoke, not steam
 - (652) Steam, vapor, fog or dust thought to be smoke
 - (653) Smoke from barbecue, tar kettle (not hostile fire)
- (66) EMS call where party has been transported**
 - (661) EMS call, party transported by non-fire agency
- (67) Hazmat release investigation w/ no hazmat**
 - (671) Hazmat release investigation w/ no hazmat found
 - (672) Biological hazard, none found

700 Series (False Alarms & False Calls)

- (71) Malicious, mischievous false alarm**
 - (711) Municipal alarm system, malicious false alarm
 - (712) Direct tie to FD, malicious/false alarm
 - (713) Telephone, malicious false alarm
 - (714) Central station, malicious false alarm
 - (715) Local alarm system, malicious false alarm
- (72) Bomb scare**
 - (721) Bomb scare - no bomb
- (73) System or detector malfunction**
 - (731) Sprinkler activation due to system malfunction or failure
 - (732) Extinguishing system activation due to malfunction
 - (733) Smoke detector activation due to malfunction
 - (734) Heat detector activation due to malfunction
 - (735) Alarm system activation due to malfunction
 - (736) CO detector activation due to malfunction
- (74) Unintentional system/detector operation - no fire**
 - (741) Sprinkler activation, no fire - unintentional
 - (742) Extinguishing system activation
 - (743) Smoke detector activation, no fire - unintentional
 - (744) Detector activation, no fire - unintentional
 - (745) Alarm system activation, no fire - unintentional
 - (746) Carbon monoxide detector activation, no CO
- (75) Biological hazard**
 - (751) Biological hazard, malicious false report

800 Series (Severe Weather & Natural Disaster)

- (81) Severe Weather & Natural Disaster**
 - (811) Earthquake assessment, not rescue/other service
 - (812) Flood assessment, not water rescue
 - (813) Wind storm, tornado/hurricane assessment
 - (814) Lightning strike (no fire), includes investigation
 - (815) Severe weather or natural disaster standby

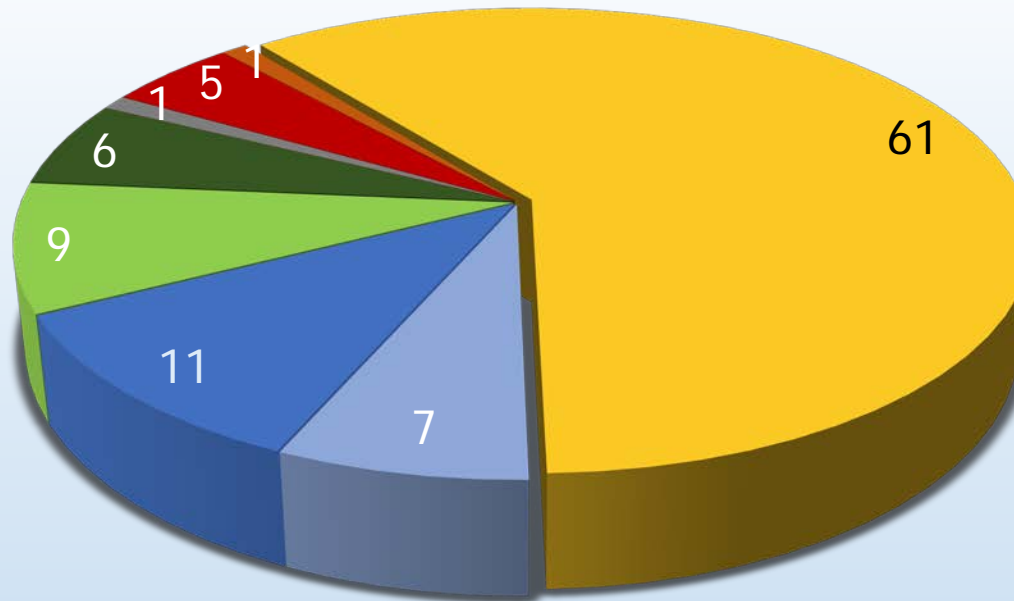
900 Series (Special Incident Type)

- (91) Citizen compliant**
 - (911) Citizen complaint, includes code violations



All Incident Type Codes are part of the National Fire Incident Reporting System standard NFIRS used in this document.

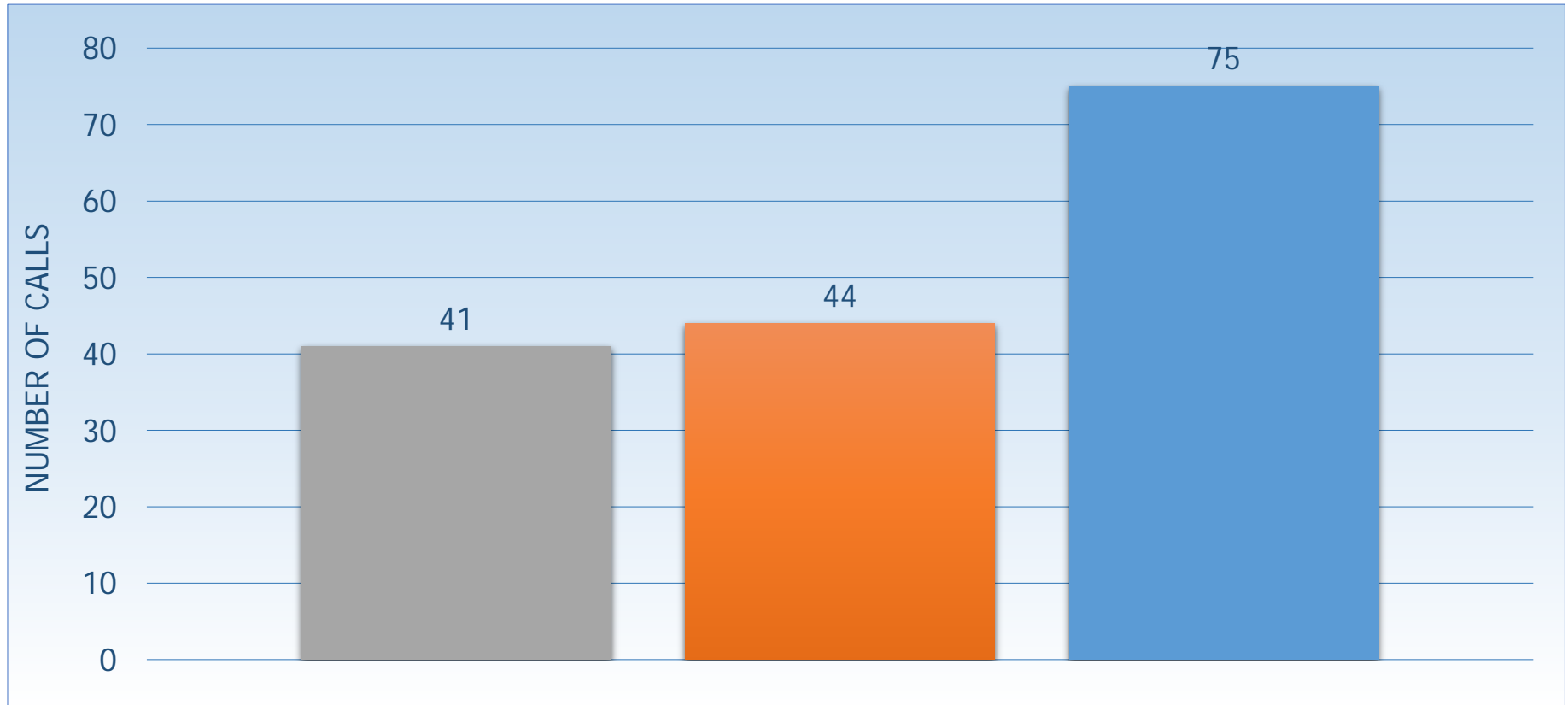
June 2021 Incidents by NFIRS Type



| Type Of Incident: | Total Incidents: | Percentage Value: |
|---|------------------|-------------------|
| 100s - All types of fire, structure, vehicle and wildland. | 5 | 5.0% |
| 200s - Excessive heat, explosions and ruptured pipelines. No Fire. | 1 | 1.0% |
| 300s - Medical assist, traffic accidents, water and ice rescues. | 61 | 60.4% |
| 400s - Hazardous Conditions, gas leaks and carbon monoxide etc. | 7 | 6.9% |
| 500s - Public service Calls. Water and smoke problems. Animal rescue. | 11 | 10.9% |
| 600s - Cancelled calls, controlled burns and smoke investigation. | 9 | 8.9% |
| 700s - False alarms. Smoke, heat and CO detector malfunctions. | 6 | 5.9% |
| 800s - Severe weather, flooding, storm and lightning strike damage. | 0 | 0.0% |
| 900s - Community participation and citizen concerns. | 1 | 1.0% |
| | 101 | 100.0% |

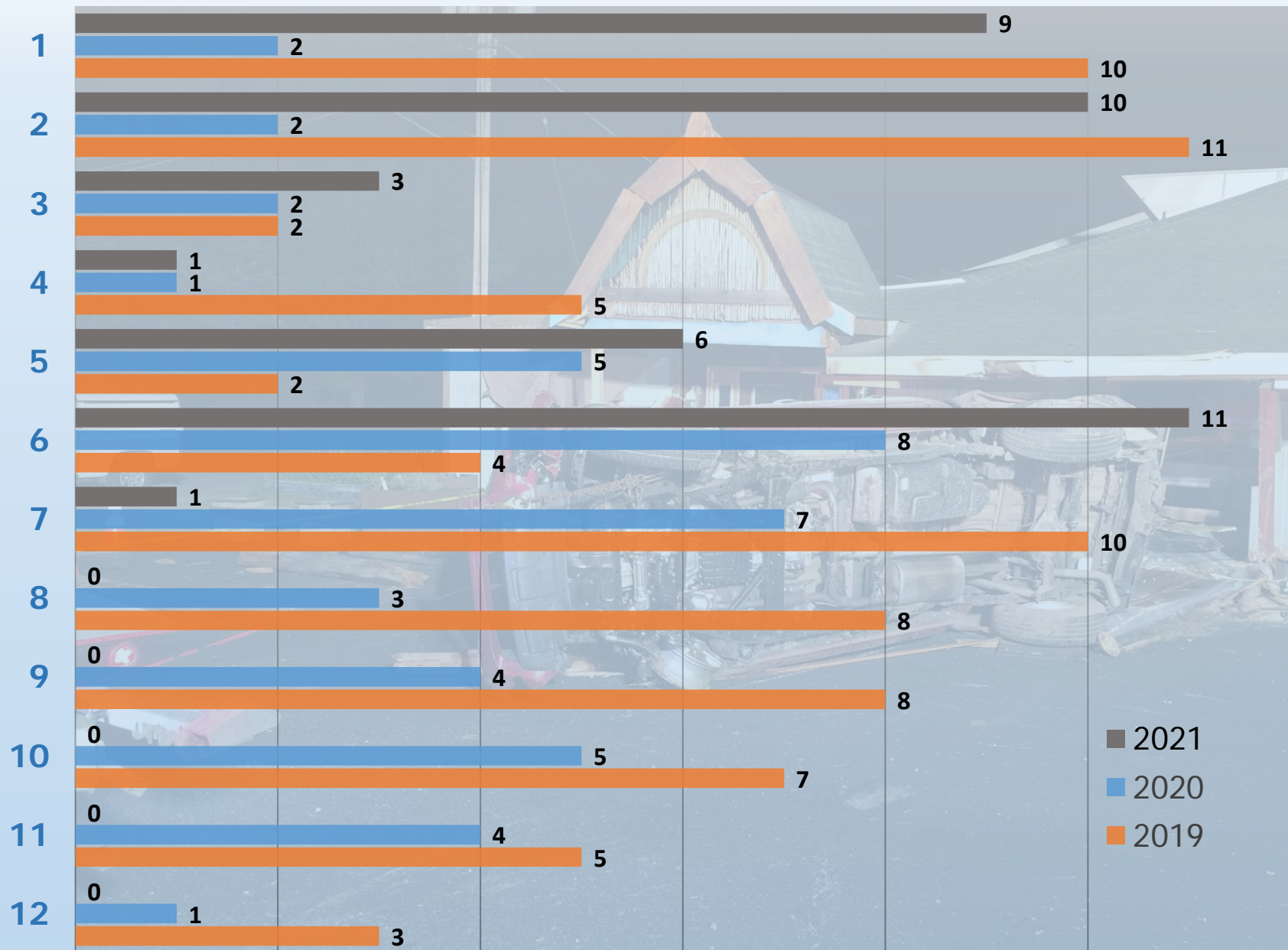
2019-2021 Motor Vehicle Incidents

[All incidents with any motorized vehicle involved in accidents, fires etc.]



| As of: | # of Incidents | +/- | +/- % | Extrication | % |
|------------|----------------|------|---------|-------------|-----|
| 07/01/2021 | 41 | (3) | (6.82) | 2 | 4.9 |
| 12/31/2020 | 44 | (31) | (41.33) | 0 | 0.0 |
| 12/31/2019 | 75 | 11 | 21.15 | 3 | 4.0 |

MV Incidents by Month 2019-2021



2015-21 MVIs by month

| YEAR | JAN | FEB | MAR | APR | MAY | JUN | JUL | AUG | SEP | OCT | NOV | DEC | TOTAL |
|------|-----|-----|-----|-----|-----|-----|-----|-----|-----|-----|-----|-----|-------|
| 2021 | 9 | 10 | 3 | 1 | 6 | 11 | 1 | | | | | | 41 |
| 2020 | 2 | 2 | 2 | 1 | 5 | 8 | 7 | 3 | 4 | 5 | 4 | 1 | 44 |
| 2019 | 10 | 11 | 10 | 5 | 2 | 4 | 10 | 8 | 8 | 7 | 5 | 3 | 83 |
| 2018 | 9 | 5 | 4 | 5 | 9 | 5 | 7 | 6 | 6 | 0 | 1 | 7 | 64 |
| 2017 | 4 | 4 | 2 | 2 | 7 | 7 | 8 | 4 | 2 | 3 | 2 | 7 | 52 |
| 2016 | 15 | 8 | 3 | 13 | 4 | 8 | 16 | 4 | 0 | 2 | 5 | 11 | 89 |
| 2015 | 6 | 11 | 3 | 1 | 3 | 6 | 7 | 7 | 4 | 2 | 1 | 2 | 53 |

| | | | | | | | | | | | | | |
|---------|---|---|---|---|---|---|---|---|---|---|---|---|----|
| Average | 8 | 7 | 4 | 4 | 5 | 7 | 8 | 5 | 4 | 3 | 3 | 5 | 68 |
|---------|---|---|---|---|---|---|---|---|---|---|---|---|----|

Lowest

Highest

2021 Vehicle Fires - Value and Loss

| NFIRS Category | Call # | Date | Address | Year | Make | Model | VIN Check Value | State | Loss |
|----------------|--------|------------|--------------------|------|---------|---------------|-----------------|---------|------|
| Fire | | | | | | | | | |
| 131 | 0113 | 02/21/2021 | Gaslight Circle | | VW | TD Wagon | | Totaled | |
| - | - | - | - | | Mazda | Sedan CX5 | | Totaled | |
| 132 | 0342 | 06/04/2021 | 63rd and Blue Star | | Dodge | 3500 | | Totaled | |
| - | - | - | - | | Trailer | 5-wheel | | Totaled | |
| 131 | 0421 | 06/28/2021 | I-196 @35 MM SB | 2006 | Subaru | Legacy 2.5i L | \$5,621 | | |
| | | | | | | | | | |
| | | | | | | | | | |
| | | | | | | | | | |
| | | | | | | | | | |
| | | | | | | | | | |
| | | | | | | | | | |
| | | | TOTAL | | | | \$5,621 | | \$0 |

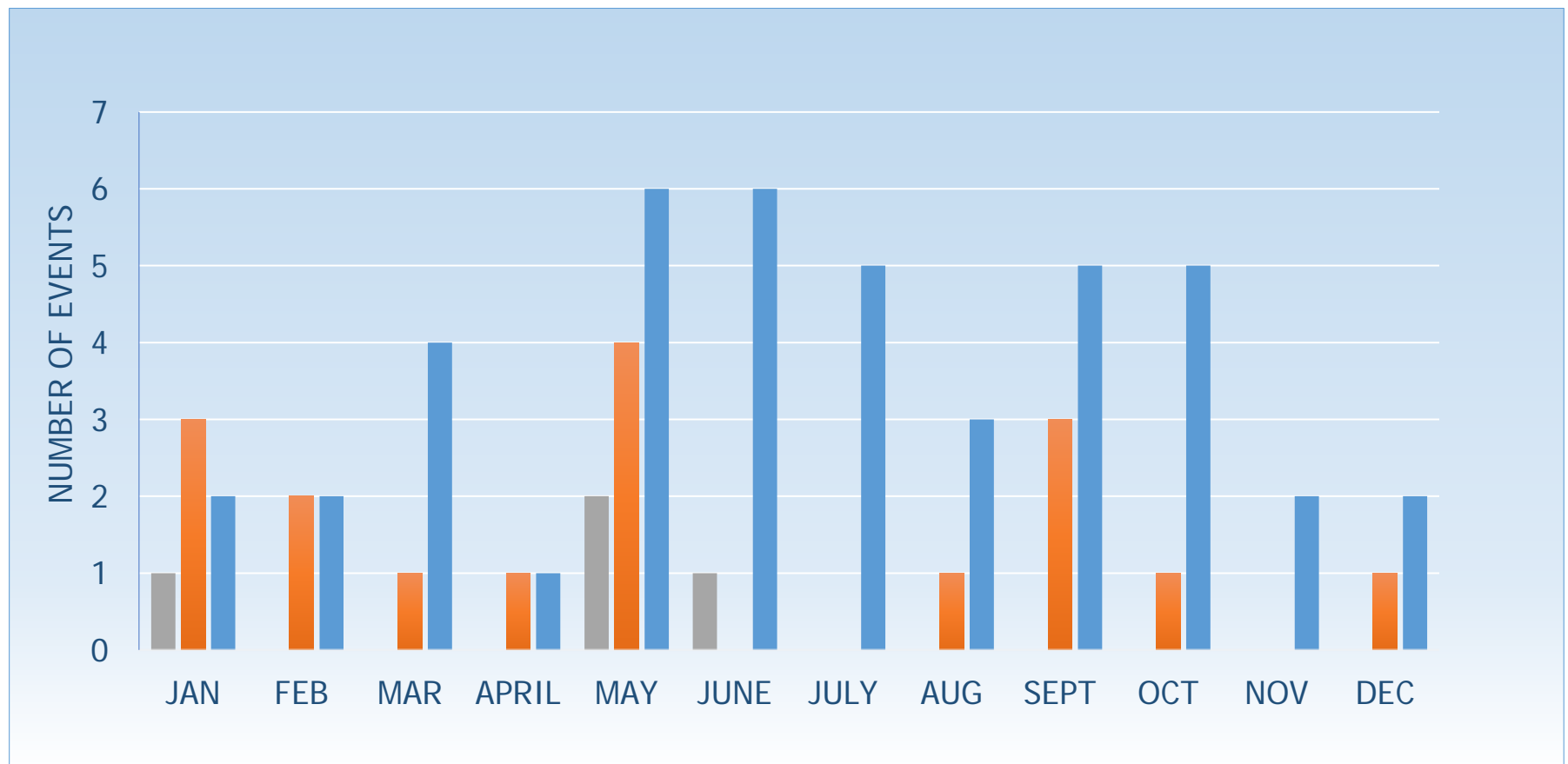
2021 Marine Responses



| | | | | |
|------------------|---|---------------|---|------------|
| Boat Fire | 0 | Hazards | 2 | 07/07/2021 |
| Structure Fire | 0 | Events | 1 | Total: 9 |
| Water Rescue | 0 | Dive Training | 0 | |
| Missing Person | 1 | Training | 0 | |
| Boat in Distress | 4 | Work Detail | 1 | |

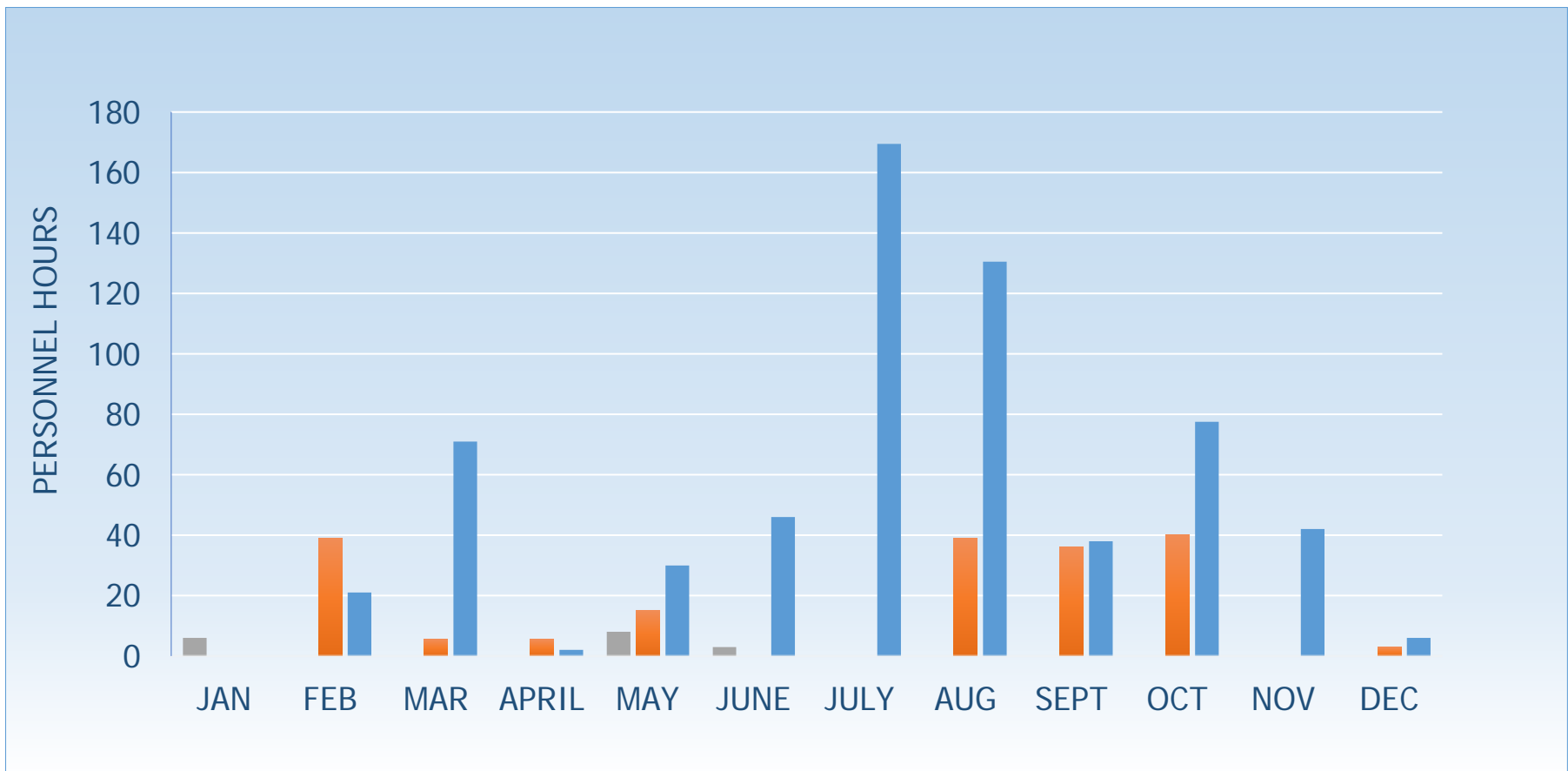
2019-2021 Special Events by month

| Year | JAN | FEB | MAR | APRIL | MAY | JUNE | JULY | AUG | SEPT | OCT | NOV | DEC | Total |
|------|-----|-----|-----|-------|-----|------|------|-----|------|-----|-----|-----|-------|
| 2021 | 1 | 0 | 0 | 0 | 2 | 1 | | | | | | | 4 |
| 2020 | 3 | 2 | 1 | 1 | 4 | 0 | 0 | 1 | 3 | 1 | 0 | 1 | 17 |
| 2019 | 2 | 2 | 4 | 1 | 6 | 6 | 5 | 3 | 5 | 5 | 2 | 2 | 43 |



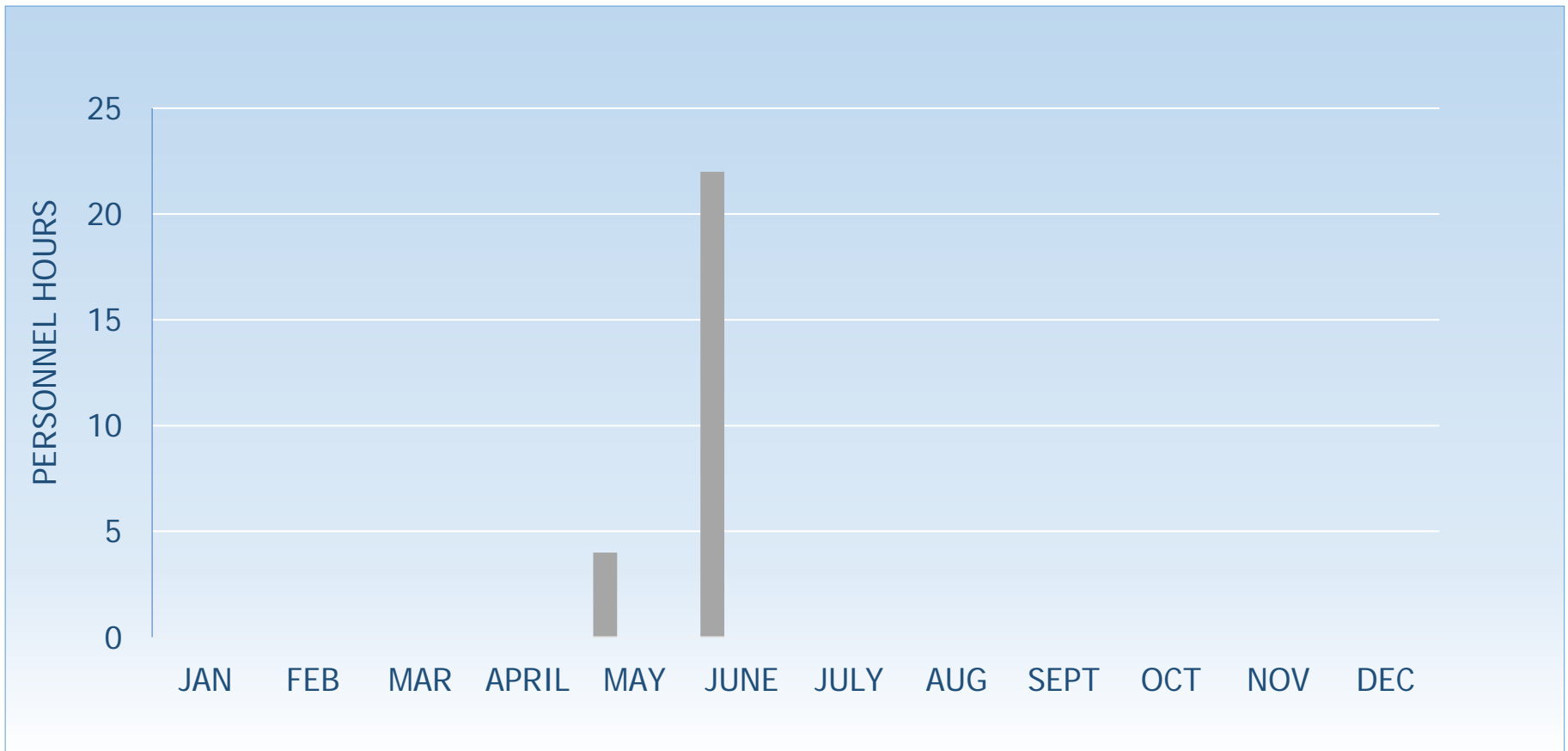
2019-2021 Special Events Personnel Hours

| Year | JAN | FEB | MAR | APRIL | MAY | JUNE | JULY | AUG | SEPT | OCT | NOV | DEC | Total |
|------|-----|-----|-----|-------|-----|------|------|-----|------|-----|-----|-----|-------|
| 2021 | 6 | 0 | 0 | 0 | 8 | 3 | | | | | | | 17 |
| 2020 | 0 | 39 | 6 | 6 | 15 | 0 | 0 | 39 | 36 | 40 | 0 | 3 | 183 |
| 2019 | 0 | 21 | 71 | 2 | 30 | 46 | 170 | 131 | 38 | 78 | 42 | 6 | 634 |



2019-2021 Special Events Preparation Hours

| Year | JAN | FEB | MAR | APRIL | MAY | JUNE | JULY | AUG | SEPT | OCT | NOV | DEC | Total |
|------|-----|-----|-----|-------|-----|------|------|-----|------|-----|-----|-----|-------|
| 2021 | 0 | 0 | 0 | 0 | 4 | 22 | | | | | | | 26 |
| 2020 | 0 | 0 | 0 | 0 | 0 | 0 | 0 | 0 | 0 | 0 | 0 | 0 | 0 |
| 2019 | 0 | 0 | 0 | 0 | 0 | 0 | 0 | 0 | 0 | 0 | 0 | 0 | 0 |



2021 Protected Property Value

| NFIRS Category | Call # | Date | Address | Zillow Market Value | Loss |
|----------------|--------|------|---------|---------------------|------|
|----------------|--------|------|---------|---------------------|------|

Fire

| | | | | | |
|-----|--------|------------|--------------|-------------|---------|
| 161 | 210369 | 06/13/2021 | Water Street | \$4,057,000 | \$1,000 |
| | | | | | |
| | | | | | |
| | | | | | |
| | | | | | |
| | | | | | |
| | | | | | |
| | | | | | |
| | | | | | |
| | | | | | |
| | | | TOTAL | \$4,057,000 | \$1,000 |

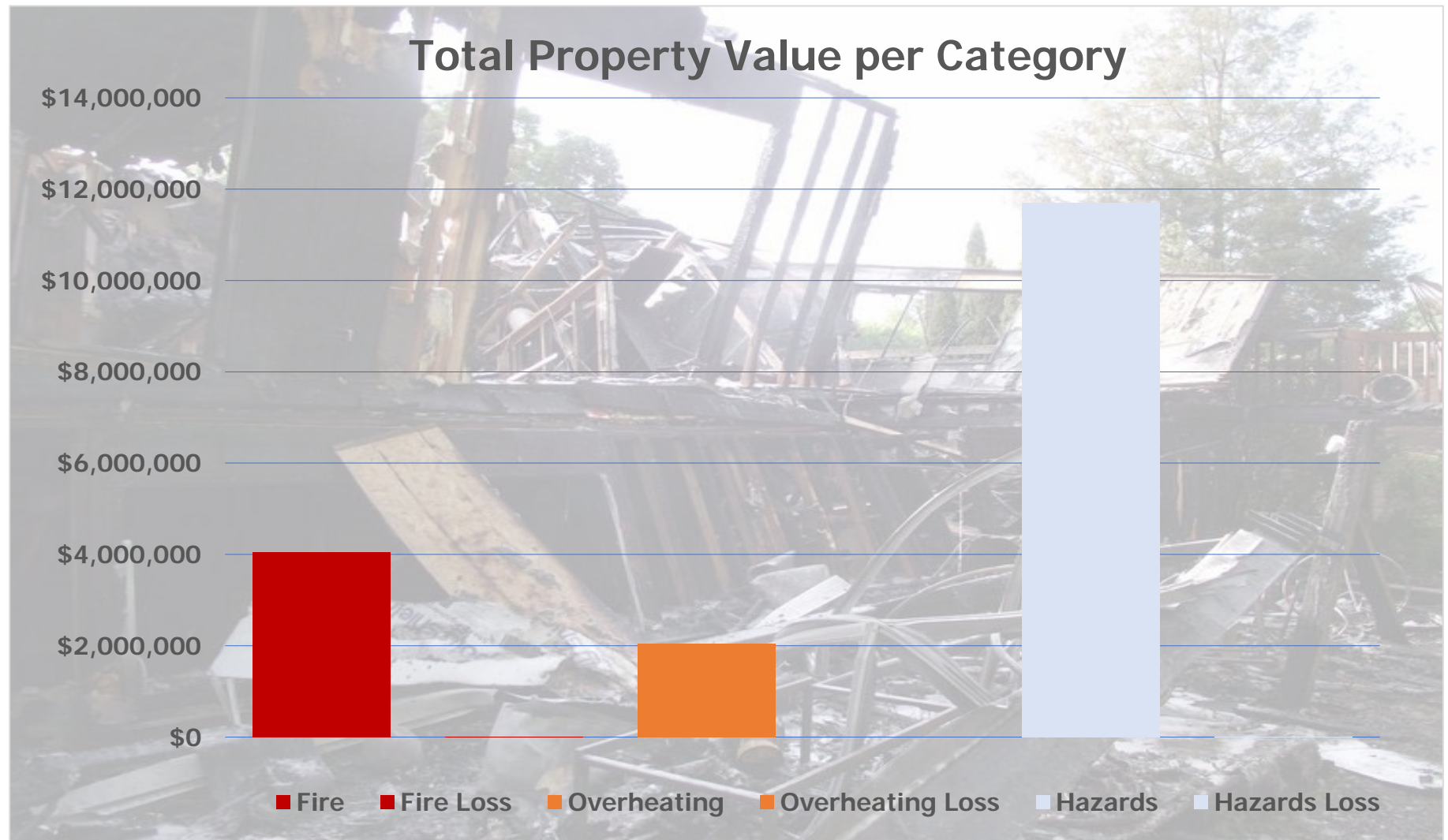
Overpressure Explosion, Overheat - No Fire

| | | | | | |
|-----|--------|------------|-----------------|-------------|-----|
| 251 | 210184 | 03/30/2021 | Lakeshore Drive | \$2,052,909 | \$0 |
| | | | | | |
| | | | | | |
| | | | TOTAL | \$2,052,909 | \$0 |

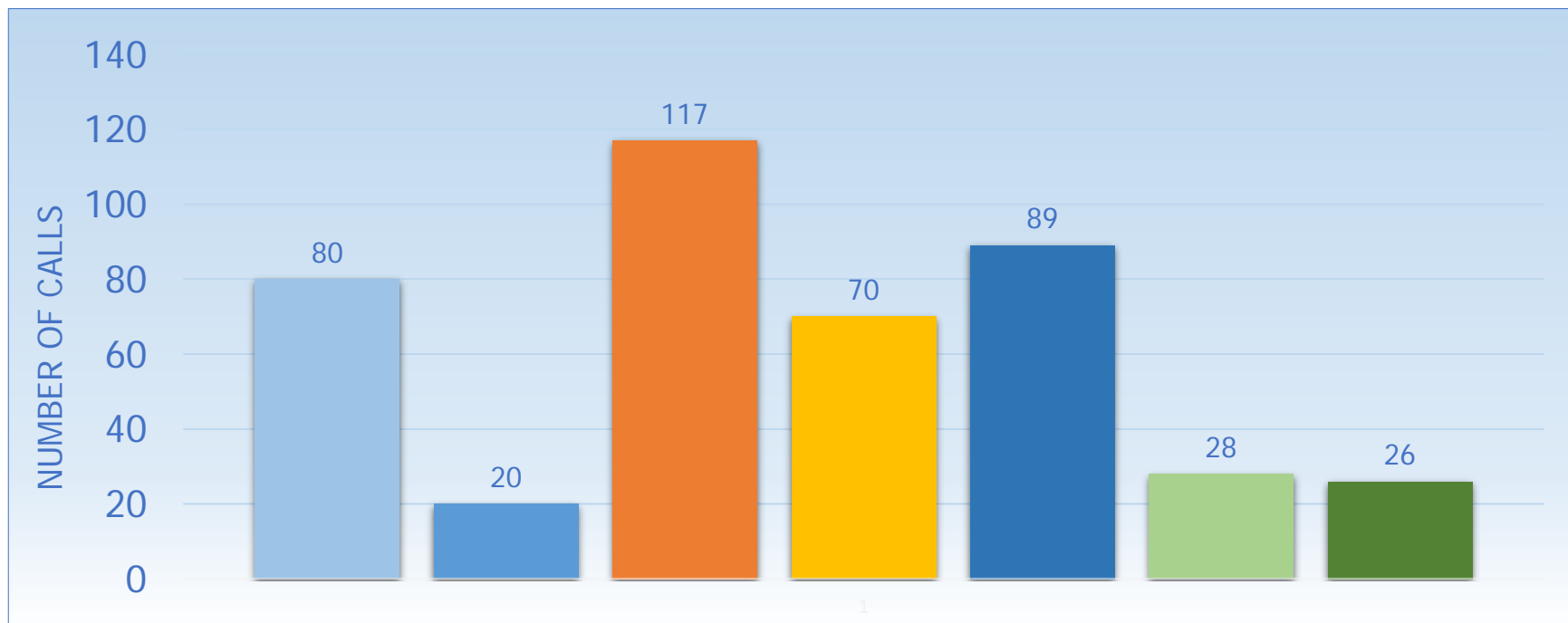
Hazardous Conditions - No Fire

| | | | | | |
|-----|--------|------------|-----------------------------|--------------|-------|
| 412 | 210019 | 01/07/2021 | Elizabeth Street | \$418,233 | \$0 |
| 412 | 210094 | 02/14/2021 | Sandra Lane | \$248,287 | \$0 |
| 412 | 210101 | 02/14/2021 | Maple Lane | \$75,000 | \$0 |
| 412 | 210260 | 05/07/2021 | Culver Block Total | \$9,957,000 | \$0 |
| 441 | 210354 | 06/08/2021 | Hoffman Street/Water Street | \$1,001,200 | \$500 |
| | | | | | |
| | | | TOTAL | \$11,699,720 | \$500 |

2020 Protected Property Value

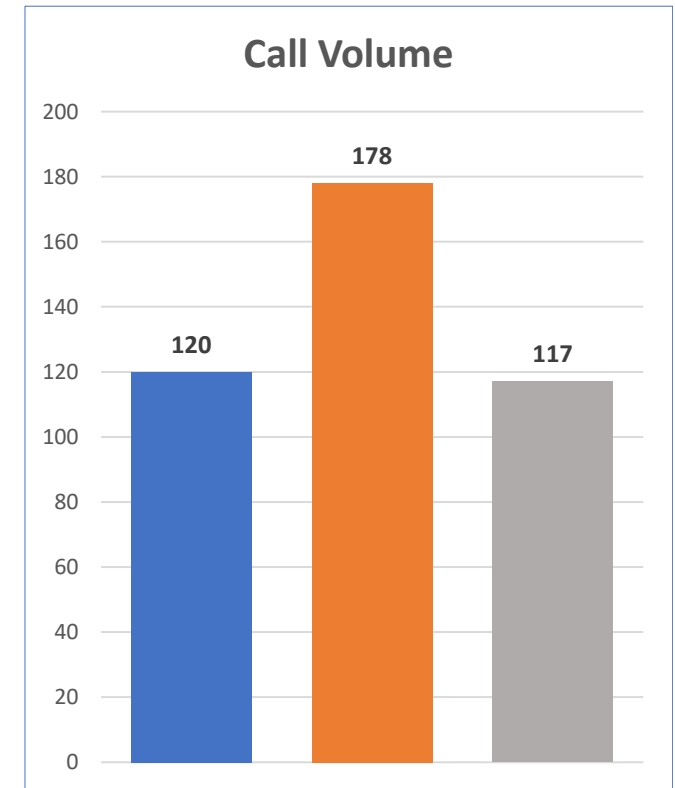
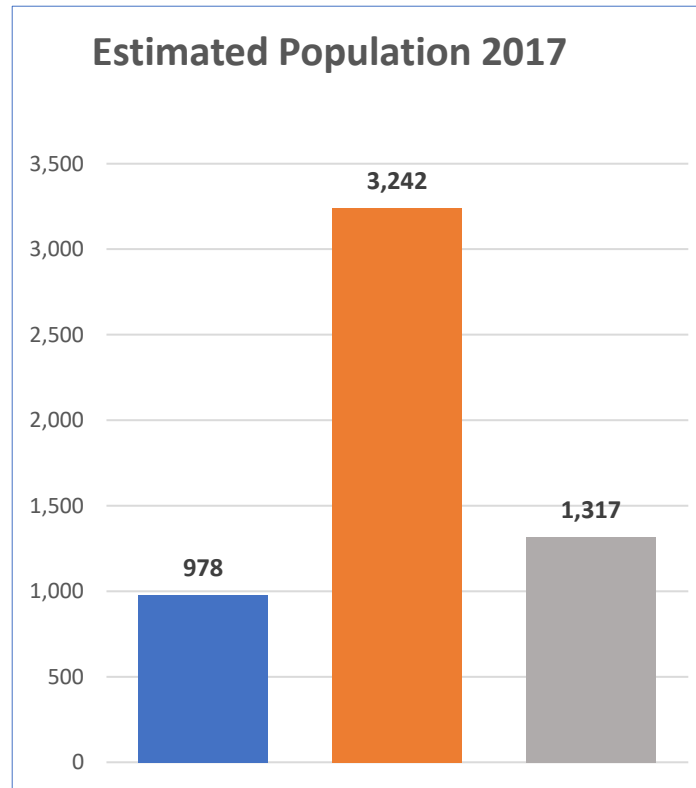
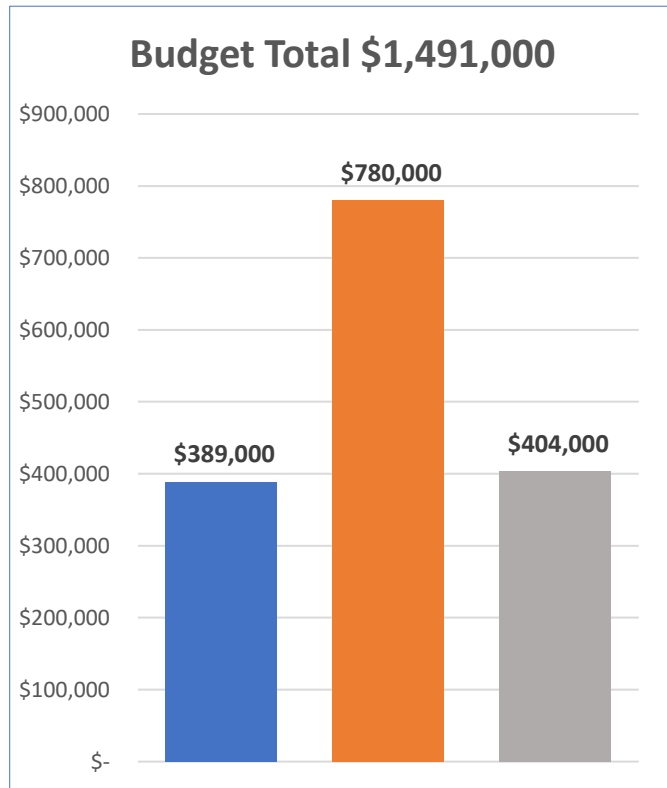


2021 Incidents by Area



| Area | June 30 | % |
|-----------------|---------|-------|
| Saugatuck North | 80 | 18.6 |
| Saugatuck South | 20 | 4.7 |
| Douglas | 117 | 27.2 |
| Township North | 70 | 16.3 |
| Township South | 89 | 20.7 |
| I-196 | 28 | 6.5 |
| Outside Area | 26 | 6.0 |
| Total | 430 | 100.0 |

2021 Key numbers for Tri-Community

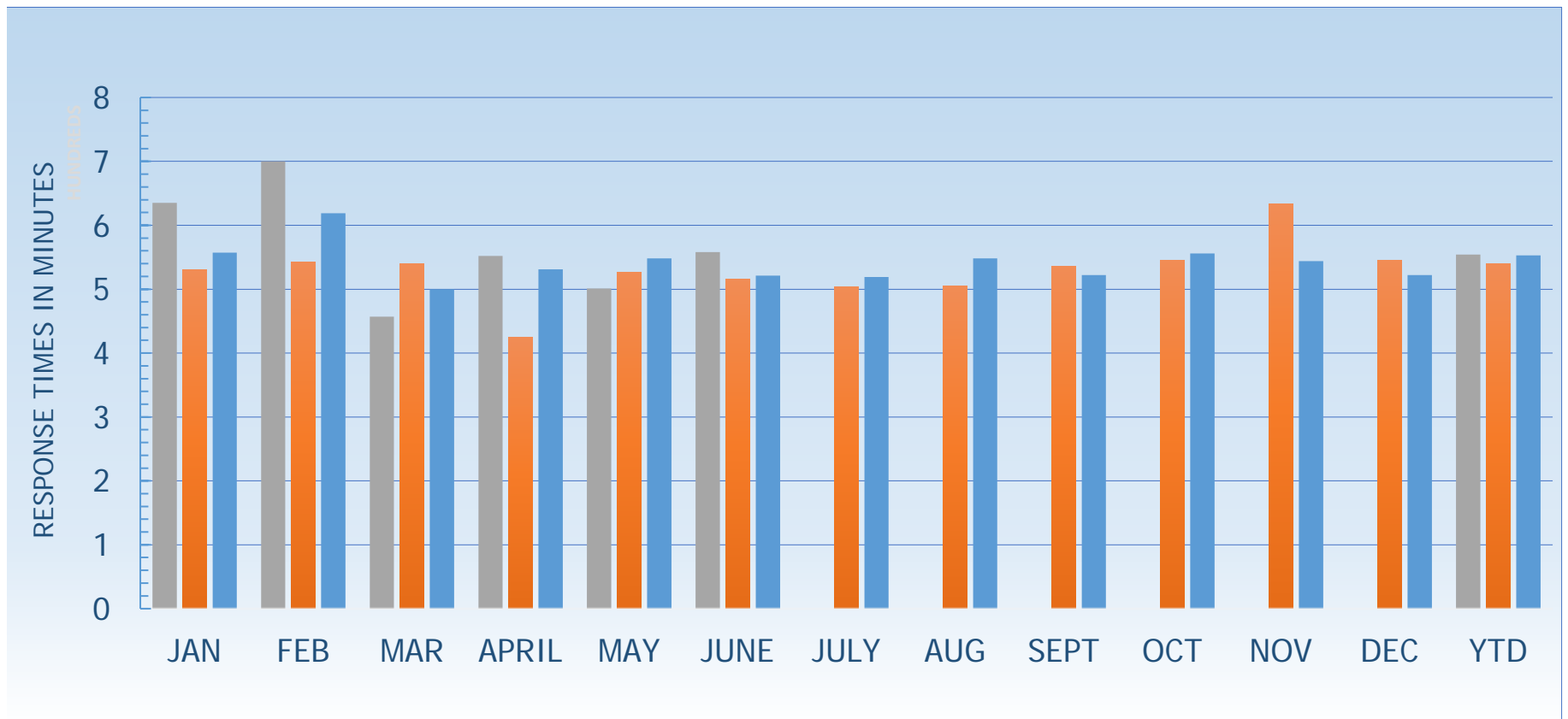


| | Square Miles | Budget | % | Est. Population 2017 | % | Call Volume | % |
|--------------------|--------------|---------------------|--------------|----------------------|---------------|-------------|---------------|
| Saugatuck City | 1.47 | \$ 389,000 | 24.7 | 978 | 17.66 | 120 | 28.92 |
| Saugatuck Township | 24.21 | \$ 780,000 | 49.6 | 3,242 | 58.55 | 178 | 42.89 |
| City of Douglas | 1.98 | \$ 404,000 | 25.7 | 1,317 | 23.79 | 117 | 28.19 |
| Total | 27.66 | \$ 1,573,000 | 100.0 | 5,537 | 100.00 | 415 | 100.00 |

2019-2021 Response Times by Month

[From 2019 Response Times are now emergencies that requires lights and siren.]

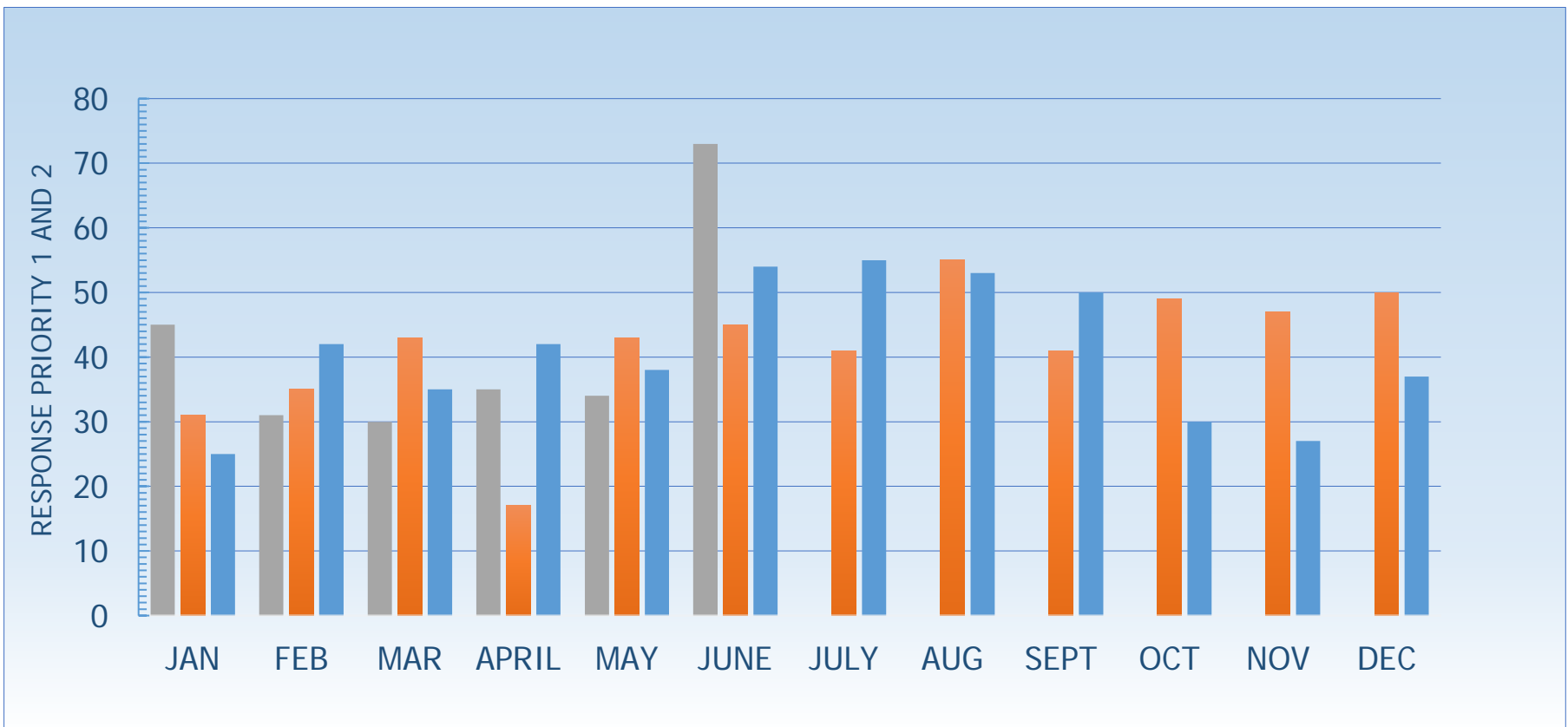
| Year | JAN | FEB | MAR | APRIL | MAY | JUNE | JULY | AUG | SEPT | OCT | NOV | DEC | YTD |
|------|------|------|------|-------|------|------|------|------|------|------|------|------|------|
| 2021 | 6:35 | 7:00 | 4:57 | 5:52 | 5:01 | 5:58 | | | | | | | 5:54 |
| 2020 | 5:30 | 5:42 | 5:40 | 4:25 | 5:27 | 5:16 | 5:04 | 5:05 | 5:36 | 5:45 | 6:33 | 5:45 | 5:40 |
| 2019 | 5:57 | 6:19 | 5:00 | 5:31 | 5:48 | 5:21 | 5:19 | 5:48 | 5:22 | 5:56 | 5:44 | 5:22 | 5:53 |



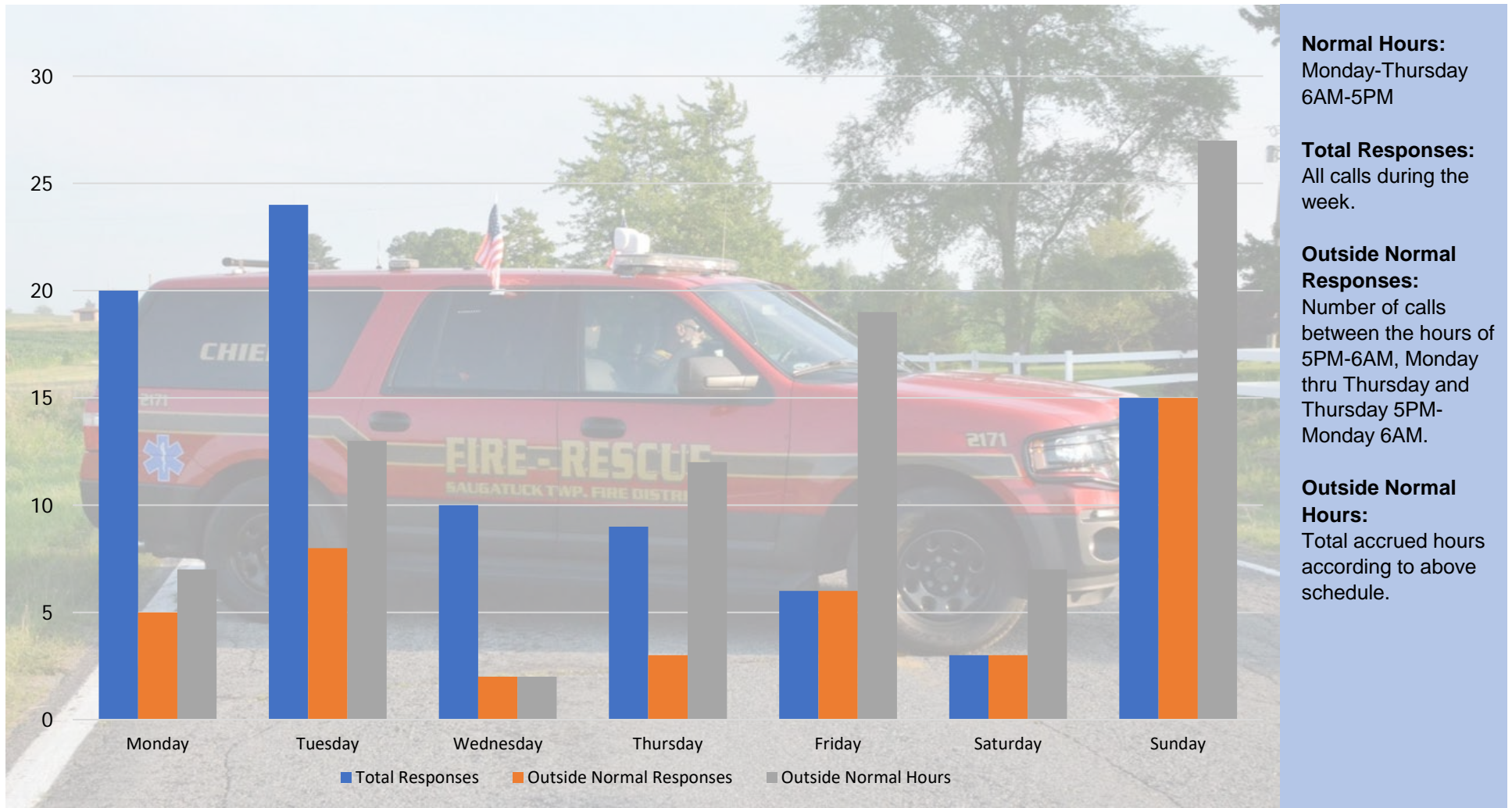
2021 Emergency Responses

[Emergent responses per month in our district.]

| Year | JAN | FEB | MAR | APRIL | MAY | JUNE | JULY | AUG | SEPT | OCT | NOV | DEC | YTD |
|------|-----|-----|-----|-------|-----|------|------|-----|------|-----|-----|-----|-----|
| 2021 | 45 | 31 | 30 | 35 | 34 | 73 | | | | | | | 248 |
| 2020 | 31 | 35 | 43 | 17 | 43 | 45 | 41 | 55 | 41 | 49 | 47 | 50 | 497 |
| 2019 | 25 | 42 | 35 | 42 | 38 | 54 | 55 | 53 | 50 | 30 | 27 | 37 | 488 |

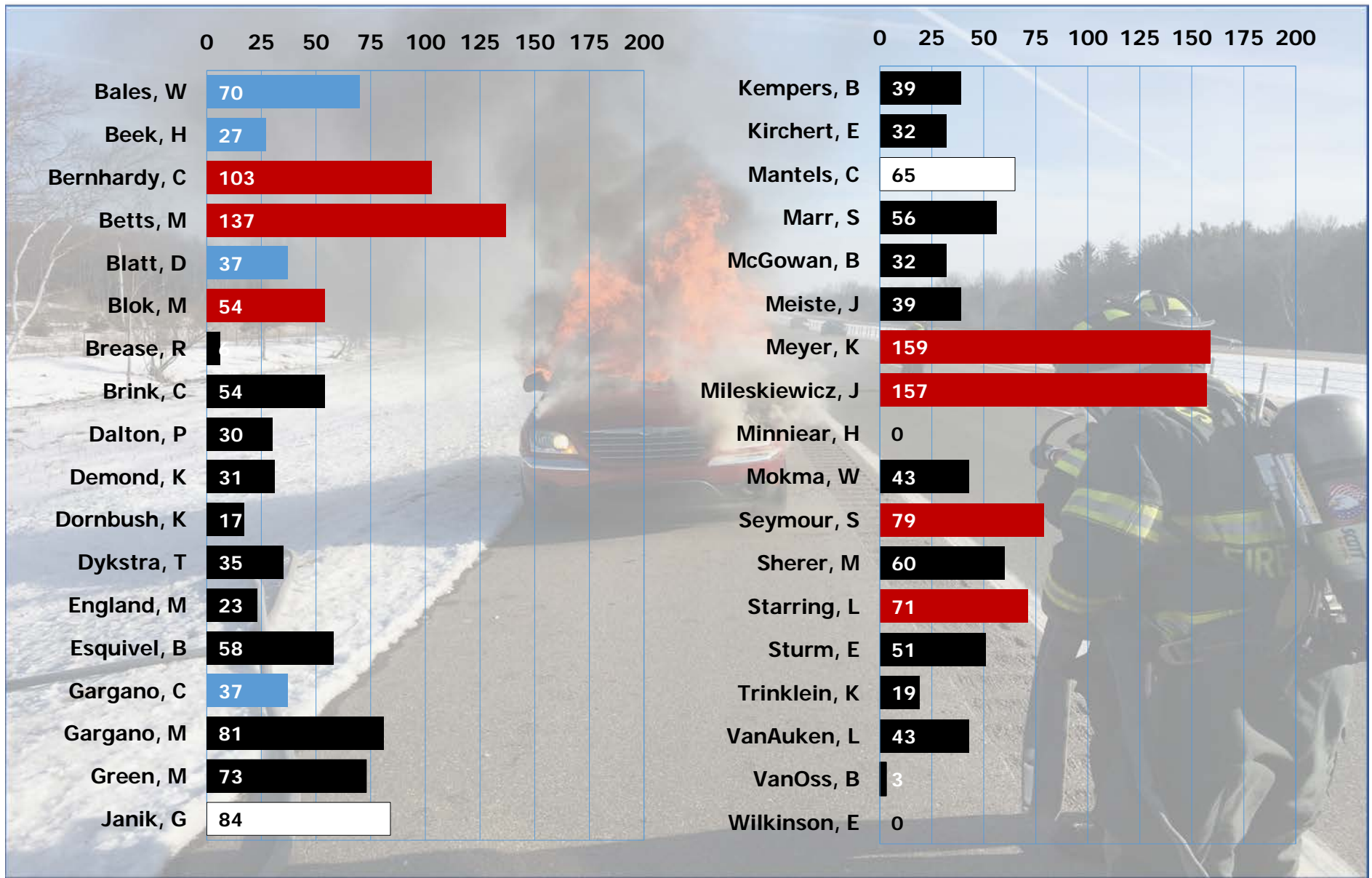


Chief Janik's Response 2021



| | Monday | Tuesday | Wednesday | Thursday | Friday | Saturday | Sunday | Total |
|--------------------------|--------|---------|-----------|----------|--------|----------|--------|-------|
| Total Responses | 20 | 24 | 10 | 9 | 6 | 3 | 15 | 87 |
| Outside Normal Responses | 5 | 8 | 2 | 3 | 6 | 3 | 15 | 42 |
| Outside Normal Hours | 7 | 13 | 2 | 12 | 19 | 7 | 27 | 87 |

2021 Personnel Response to Incidents



Total Incidents: 430

Chiefs

Officers

Firefighters

EMS

Trainee

NEMSIS Report January 1, 2020-June 30, 2021

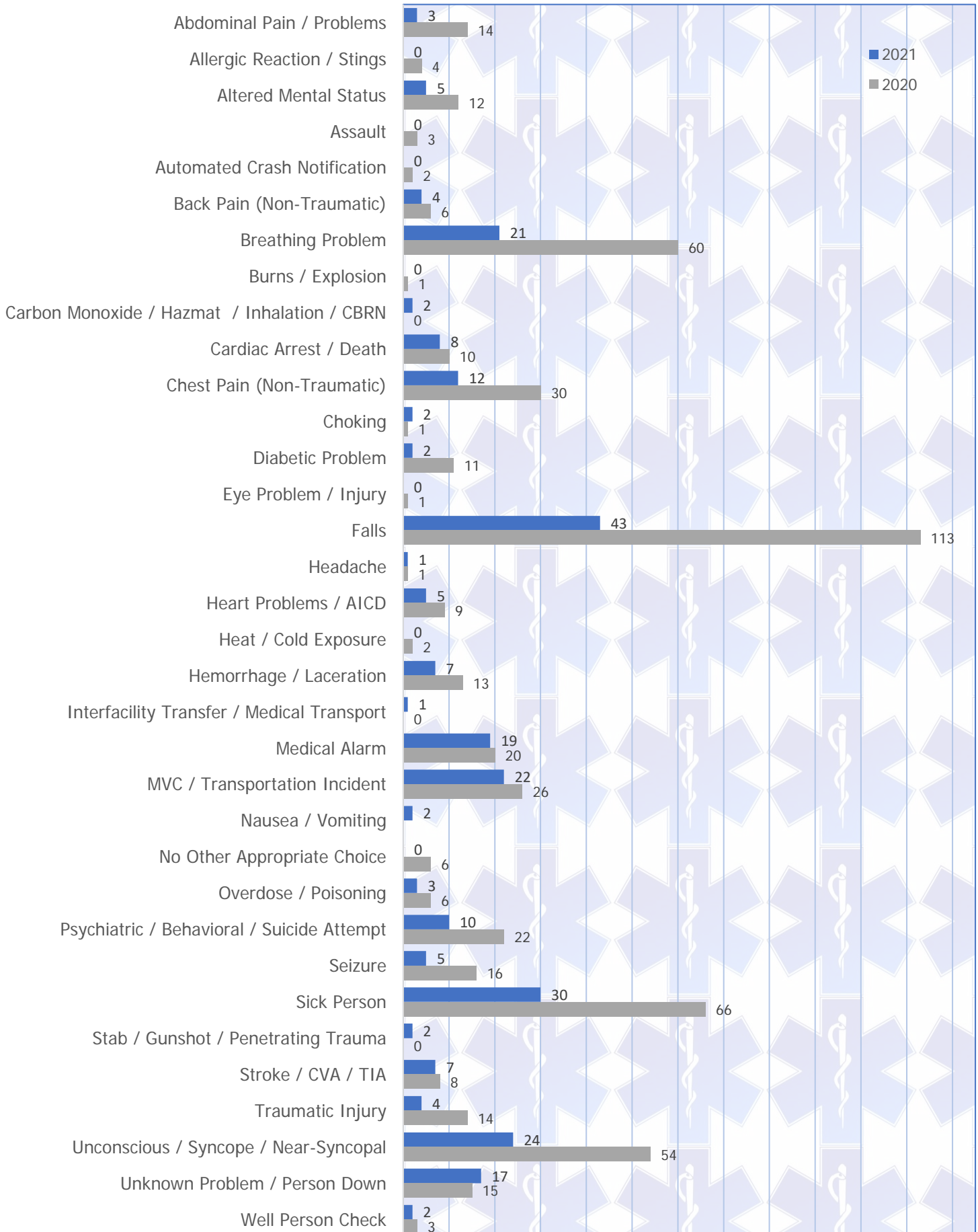
(National Emergency Medical Service Information System)

Item #9A

| Incident Complaint Reported By Dispatch | Number of Patients 2021 | Percent of Total Patients 2021 | Number of Patients 2020 | Percent of Total Patients 2020 | Response Priority |
|--|-------------------------|--------------------------------|-------------------------|--------------------------------|-------------------|
| Abdominal Pain / Problems | 3 | 1.14% | 14 | 2.55% | 1 |
| Allergic Reaction / Stings | 0 | 0.00% | 4 | 0.73% | 1 |
| Altered Mental Status | 5 | 1.90% | 12 | 2.19% | 3 |
| Assault | 0 | 0.00% | 3 | 0.55% | 1 |
| Automated Crash Notification | 0 | 0.00% | 2 | 0.36% | 1 |
| Back Pain (Non-Traumatic) | 4 | 1.52% | 6 | 1.09% | 3 |
| Breathing Problem | 21 | 7.98% | 60 | 10.93% | 1 |
| Burns / Explosion | 0 | 0.00% | 1 | 0.18% | 1 |
| Carbon Monoxide / Hazmat / Inhalation / CBRN | 2 | 0.76% | 0 | 0.00% | 1 |
| Cardiac Arrest / Death | 8 | 3.04% | 10 | 1.82% | 1 |
| Chest Pain (Non-Traumatic) | 12 | 4.56% | 30 | 5.46% | 1 |
| Choking | 2 | 0.76% | 1 | 0.18% | 1 |
| Diabetic Problem | 2 | 0.76% | 11 | 2.00% | 1 |
| Eye Problem / Injury | 0 | 0.00% | 1 | 0.18% | 3 |
| Falls | 43 | 16.35% | 113 | 20.59% | 3 |
| Headache | 1 | 0.38% | 1 | 0.18% | 3 |
| Heart Problems / AICD | 5 | 1.90% | 9 | 1.64% | 1 |
| Heat / Cold Exposure | 0 | 0.00% | 2 | 0.36% | 1 |
| Hemorrhage / Laceration | 7 | 2.66% | 13 | 2.37% | 1 |
| Interfacility Transfer / Medical Transport | 1 | 0.38% | 0 | 0.00% | 3 |
| Medical Alarm | 19 | 7.22% | 20 | 3.64% | 1 |
| MVC / Transportation Incident | 22 | 8.37% | 26 | 4.74% | 1 |
| Nausea / Vomiting | 2 | 0.76% | | | |
| No Other Appropriate Choice | 0 | 0.00% | 6 | 1.09% | 3 |
| Overdose / Poisoning | 3 | 1.14% | 6 | 1.09% | 1 |
| Psychiatric / Behavioral / Suicide Attempt | 10 | 3.80% | 22 | 4.01% | 1 |
| Seizure | 5 | 1.90% | 16 | 2.91% | 1 |
| Sick Person | 30 | 11.41% | 66 | 12.03% | 3 |
| Stab / Gunshot / Penetrating Trauma | 2 | 0.76% | 0 | 0.00% | 1 |
| Stroke / CVA / TIA | 7 | 2.66% | 8 | 1.46% | 1 |
| Traumatic Injury | 4 | 1.52% | 14 | 2.55% | 1 |
| Unconscious / Syncope / Near-Syncopal | 24 | 9.13% | 54 | 9.84% | 1 |
| Unknown Problem / Person Down | 17 | 6.46% | 15 | 2.73% | 1 |
| Well Person Check | 2 | 0.76% | 3 | 0.55% | 3 |
| Totals EMS | 263 | 100% | 549 | 100% | |
| Totals All Calls | 430 | 61% | 862 | 64% | |

EMS Calls - 2021-2020

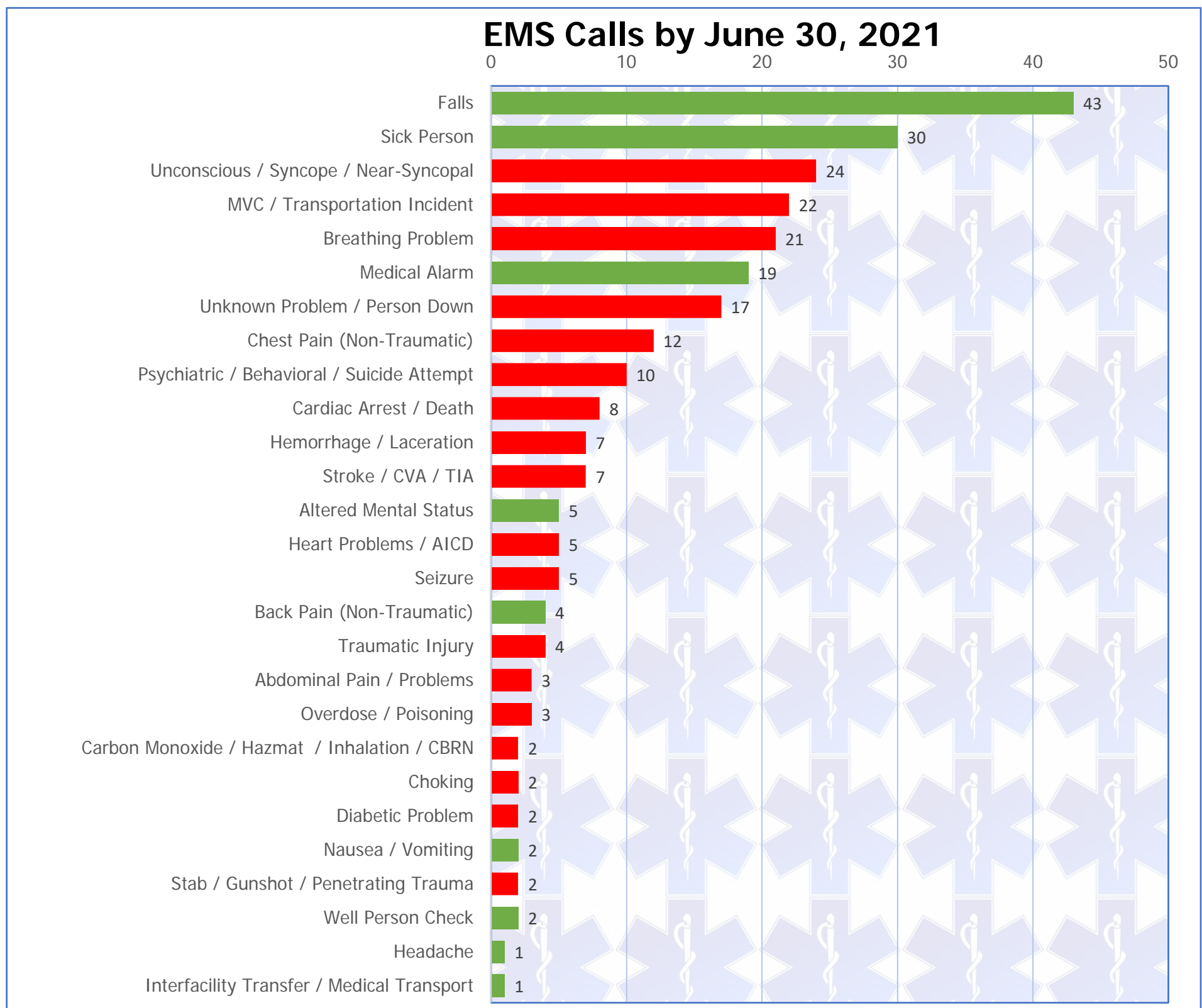
0 10 20 30 40 50 60 70 80 90 100 110 120



NEMSIS Report by June 30, 2021

(National Emergency Medical Service Information System)

| Incident Complaint Reported By Dispatch | Number of Patients 2021 | Percent of Total Runs 2021 | Response Priority |
|--|----------------------------|-------------------------------|----------------------|
| Falls | 43 | 16.35% | 3 |
| Sick Person | 30 | 11.41% | 3 |
| Unconscious / Syncope / Near-Syncopal | 24 | 9.13% | 1 |
| MVC / Transportation Incident | 22 | 8.37% | 1 |
| Breathing Problem | 21 | 7.98% | 1 |
| Medical Alarm | 19 | 7.22% | 3 |
| Unknown Problem / Person Down | 17 | 6.46% | 1 |
| Chest Pain (Non-Traumatic) | 12 | 4.56% | 1 |
| Psychiatric / Behavioral / Suicide Attempt | 10 | 3.80% | 1 |
| Cardiac Arrest / Death | 8 | 3.04% | 1 |
| Hemorrhage / Laceration | 7 | 2.66% | 1 |
| Stroke / CVA / TIA | 7 | 2.66% | 1 |
| Altered Mental Status | 5 | 1.90% | 3 |
| Heart Problems / AICD | 5 | 1.90% | 1 |
| Seizure | 5 | 1.90% | 1 |
| Back Pain (Non-Traumatic) | 4 | 1.52% | 3 |
| Traumatic Injury | 4 | 1.52% | 1 |
| Abdominal Pain / Problems | 3 | 1.14% | 1 |
| Overdose / Poisoning | 3 | 1.14% | 1 |
| Carbon Monoxide / Hazmat / Inhalation / CBRN | 2 | 0.76% | 1 |
| Choking | 2 | 0.76% | 1 |
| Diabetic Problem | 2 | 0.76% | 1 |
| Nausea / Vomiting | 2 | 0.76% | 3 |
| Stab / Gunshot / Penetrating Trauma | 2 | 0.76% | 1 |
| Well Person Check | 2 | 0.76% | 3 |
| Headache | 1 | 0.38% | 3 |
| Interfacility Transfer / Medical Transport | 1 | 0.38% | 3 |
| Totals EMS | 263 | 100% | |
| Totals All Calls | 430 | 61% | |





Motor Vehicle Incidents on Blue Star Hwy Intersections 1999-2021

Item #10C

| Run # | Date | Time of Day | Type | Cross street | Incidents |
|---------|------------|-------------|----------------|--------------|-----------|
| 2001080 | 03/19/2001 | 12:20 | Injuries | 126th | |
| 2005509 | 11/22/2005 | 17:29 | Injuries | 126th | |
| | 06/29/2007 | | iPhone Release | | |
| 2009402 | 09/04/2009 | 08:19 | Injuries | 126th | |
| 2011179 | 05/06/2011 | 08:24 | Injuries | 126th | |
| 2016331 | 06/14/2016 | 22:07 | Injuries | 126th | |
| 2016416 | 07/10/2016 | 18:48 | Injuries | 126th | |
| 2018685 | 09/17/2018 | 07:42 | Injuries | 126th | |
| | | | | 126th | 7 |
| 2008481 | 11/07/2008 | 23:04 | Injuries | 129th | |
| 2016249 | 05/17/2016 | 13:37 | Injuries | 129th | |
| | | | | 129th | 2 |
| 2006246 | 07/01/2006 | 19:43 | Injuries | 134th | |
| 2007107 | 03/27/2007 | 12:30 | Injuries | 134th | |
| | 06/29/2007 | | iPhone Release | | |
| 2007429 | 09/18/2007 | 08:35 | Injuries | 134th | |
| 2008459 | 10/19/2008 | 10:16 | Injuries | 134th | |
| 2010088 | 03/17/2010 | 08:00 | Injuries | 134th | |
| 2015490 | 08/09/2015 | 17:16 | Injuries | 134th | |
| 2016498 | 07/31/2016 | 17:46 | Injuries | 134th | |
| 2018317 | 05/27/2018 | 12:08 | Fatal | 134th | |
| 2019650 | 08/28/2019 | 12:31 | Injuries | 134th | |
| 2019742 | 09/30/2019 | 14:36 | Injuries | 134th | |
| 200342 | 06/15/2020 | 17:49 | Injuries | 134th | |
| 200514 | 08/19/2020 | 17:34 | Injuries | 134th | |
| 200576 | 09/05/2020 | 11:35 | Injuries | 134th | |
| 200603 | 09/16/2020 | 19:31 | Injuries | 134th | |
| | | | | 134th | 14 |
| 2017520 | 08/20/2017 | 21:12 | Injuries | 135th | 1 |
| 2004106 | 04/03/2004 | 16:16 | Injuries | 63rd | |
| 2005394 | 09/01/2005 | 23:58 | Injuries | 63rd | |
| 2012292 | 06/16/2012 | 21:23 | Injuries | 63rd | |
| 2014422 | 07/16/2014 | 17:48 | Injuries | 63rd | |
| 2017402 | 07/12/2017 | 20:39 | No Injuries | 63rd | |
| 2019650 | 08/28/2019 | 12:31 | Injuries | 63rd | |
| | | | | 63rd | 6 |

| Run # | Date | Time of Day | Type | Cross street | Incidents |
|---------|------------|-------------|----------------|--------------|--------------------|
| 2000296 | 07/12/2000 | 22:42 | Injuries | 64th | Pre traffic light |
| 2003249 | 07/04/2003 | 14:40 | Injuries | 64th | |
| 2003303 | 08/04/2003 | 16:38 | Injuries | 64th | |
| 2004145 | 05/07/2004 | 20:22 | Injuries | 64th | |
| 2005040 | 01/30/2005 | 15:02 | Injuries | 64th | |
| | 06/29/2007 | | iPhone Release | | |
| 2007371 | 08/17/2007 | 13:40 | No injuries | 64th | |
| 2008107 | 04/04/2008 | 16:46 | Injuries | 64th | Post traffic light |
| 2008218 | 06/22/2008 | 20:12 | Injuries | 64th | |
| 2009528 | 11/17/2009 | 09:30 | Injuries | 64th | |
| 2013359 | 07/15/2013 | 14:23 | No injuries | 64th | |
| 2013477 | 09/07/2013 | 00:59 | Injuries | 64th | |
| 2015275 | 05/23/2015 | 15:32 | No injuries | 64th | |
| 2015373 | 07/04/2015 | 09:30 | No injuries | 64th | |
| 2018437 | 07/01/2018 | 17:12 | Injuries | 64th | |
| 2019376 | 06/11/2019 | 14:21 | Injuries | 64th | |
| 2019384 | 06/12/2019 | 22:47 | No injuries | 64th | |
| 200569 | 09/04/2020 | 10:09 | Injuries | 64th | |
| | | | | 64th | 17 |
| 2008341 | 08/06/2008 | 16:22 | Injuries | 65th | |
| 2015214 | 04/24/2015 | 16:29 | Injuries | 65th | |
| 2015397 | 07/11/2015 | 14:57 | Injuries | 65th | |
| 2017342 | 06/25/2017 | 14:48 | Injuries | 65th | |
| | | | | 65th | 4 |
| 2008351 | 08/10/2008 | 02:29 | Injuies | Bridge | 1 |
| 2007274 | 07/05/2007 | 09:06 | Injuries | Center | |
| 2007337 | 07/29/2007 | 16:18 | Injuries | Center | |
| | 06/29/2007 | | iPhone Release | | |
| 2010426 | 08/30/2010 | 12:19 | Injuries | Center | |
| 2012360 | 07/12/2012 | 15:29 | Injuries | Center | |
| 2013483 | 09/10/2013 | 14:14 | Fatal | Center | |
| 2018191 | 04/08/2018 | 14:33 | Injuries | Center | |
| 2019742 | 09/30/2019 | 14:36 | Injuries | Center | |
| 210104 | 02/16/2021 | 13:48 | Injuries | Center | |
| | | | | Center | 8 |
| 2013647 | 12/08/2013 | 18:58 | Injuries | Chestnut | 1 |
| 2003182 | 06/04/2003 | 11:35 | Injuries | Clearbrook | |
| 2003203 | 06/14/2003 | 17:22 | Injuries | Clearbrook | |
| 2003501 | 12/19/2003 | 13:56 | Injuries | Clearbrook | |
| 2006068 | 02/23/2006 | 07:36 | Injuries | Clearbrook | |
| | 06/29/2007 | | iPhone Release | | |
| 2008361 | 08/16/2008 | 11:38 | Injuries | Clearbrook | |
| 2008495 | 11/20/2008 | 20:45 | Injuries | Clearbrook | |
| 2013496 | 09/21/2013 | 17:36 | No Injuries | Clearbrook | |
| 2016571 | 08/22/2016 | 14:10 | Injuries | Clearbrook | |
| | | | | Clearbrook | 8 |
| 2004457 | 11/30/2004 | 08:07 | Injuries | Exit 36 | |
| 2013040 | 01/22/2013 | 14:36 | Injuries | Exit 36 | |
| | | | | Exit 36 | 2 |

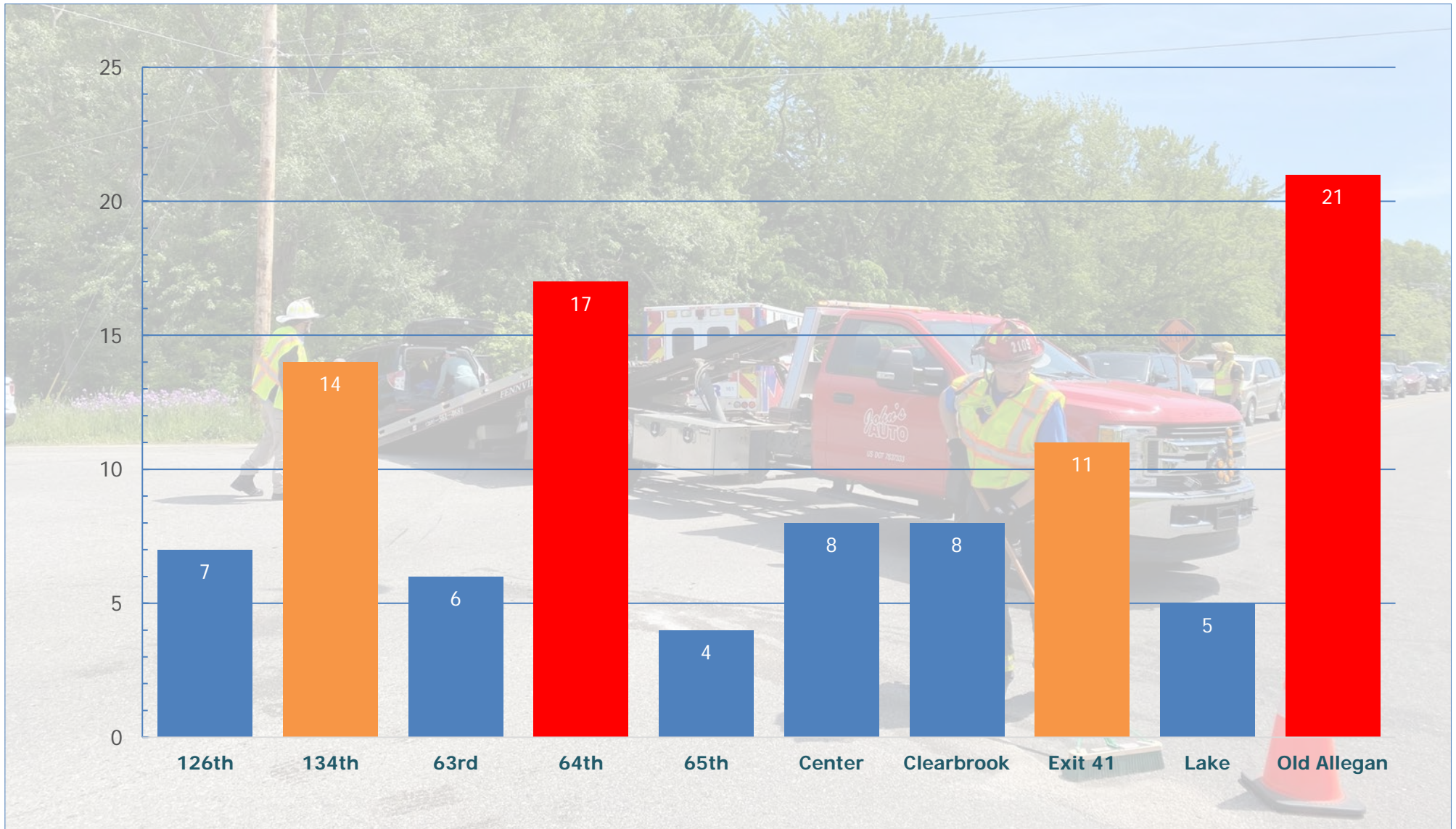
| Run # | Date | Time of Day | Type | Cross street | Incidents |
|------------|------------|----------------|-------------|--------------|--------------------|
| 2000483 | 11/20/2000 | 15:11 | Injuries | Exit 41 | Pre traffic light |
| 2002157 | 05/16/2002 | 13:28 | Injuries | Exit 41 | |
| 2003483 | 12/09/2003 | 16:38 | Injuries | Exit 41 | |
| 2004163 | 05/16/2004 | 14:21 | Injuries | Exit 41 | |
| 2006040 | 01/30/2006 | 14:54 | No Injuries | Exit 41 | |
| 06/29/2007 | | iPhone Release | | | |
| 2009006 | 01/07/2009 | 19:00 | No Injuries | Exit 41 | Post traffic light |
| 2012375 | 07/15/2012 | 08:44 | No Injuries | Exit 41 | |
| 2012453 | 08/10/2012 | 17:48 | No Injuries | Exit 41 | |
| 2013496 | 09/21/2013 | 17:36 | No Injuries | Exit 41 | |
| 2016517 | 08/05/2016 | 10:57 | No Injuries | Exit 41 | |
| 2017778 | 12/09/2017 | 16:56 | No Injuries | Exit 41 | |
| | | | | Exit 41 | 11 |
| | | | | | |
| 2005038 | 01/28/2005 | 08:22 | Injuries | Holland | |
| 2013256 | 05/24/2013 | 02:39 | No injuries | Holland | |
| 200603 | 09/16/2020 | 19:31 | Injuries | Holland | |
| | | | | Holland | 3 |
| | | | | | |
| 2002035 | 01/30/2002 | 13:28 | Injuries | Lake | |
| 2007242 | 06/22/2007 | 15:06 | Injuries | Lake | |
| 2008172 | 05/26/2008 | 20:34 | Injuries | Lake | |
| 2012049 | 01/29/2012 | 11:12 | Injuries | Lake | |
| 2017745 | 11/21/2017 | 15:00 | Injuries | Lake | |
| | | | | Lake | 5 |
| | | | | | |
| 2014103 | 02/21/2014 | 11:23 | Injuries | M-89 | |
| 2016073 | 02/16/2016 | 06:01 | Injuries | M-89 | |
| 2016095 | 09/13/2019 | 15:27 | Extrication | M-89 | |
| | | | | M-89 | 3 |
| | | | | | |
| 2002286 | 07/29/2002 | 23:43 | Injuries | Main | 1 |
| | | | | | |
| 2008493 | 11/20/2008 | 11:15 | No injuries | Maple | |
| 2011279 | 07/03/2011 | 10:14 | No injuries | Maple | |
| 2016125 | 03/15/2016 | 10:11 | Injuries | Maple | |
| 0 | 06/06/2021 | 01:00 | PD Only | Maple | |
| | | | | Maple | 4 |

| Run # | Date | Time of Day | Type | Cross street | Incidents |
|---------|------------|-------------|----------------|-------------------|-----------|
| 2000042 | 01/31/2000 | 10:19 | Injuries | Old Allegan | |
| 2003203 | 06/14/2003 | 17:22 | Injuries | Old Allegan | |
| 2004025 | 01/20/2004 | 07:51 | Injuries | Old Allegan | |
| 2005473 | 10/25/2005 | 20:19 | Injuries | Old Allegan | |
| | 06/29/2007 | | iPhone Release | | |
| 2010519 | 10/21/2010 | 12:36 | Injuries | Old Allegan | |
| 2011231 | 06/06/2011 | 16:56 | Injuries | Old Allegan | |
| 2011279 | 07/03/2011 | 10:14 | Injuries | Old Allegan | |
| 2012375 | 07/15/2012 | 08:44 | Injuries | Old Allegan | |
| 2014006 | 01/04/2014 | 09:21 | Injuries | Old Allegan | |
| 2014713 | 12/06/2014 | 16:00 | Hit and Run | Old Allegan | |
| 2015142 | 03/12/2015 | 12:11 | Fatal | Old Allegan | |
| 2015479 | 08/04/2015 | 14:28 | Injuries | Old Allegan | |
| 2016045 | 01/29/2016 | 12:15 | Injuries | Old Allegan | |
| 2016517 | 08/05/2016 | 10:57 | No Injuries | Old Allegan | |
| 2017402 | 07/13/2017 | 15:46 | Injuries | Old Allegan | |
| 2018884 | 12/18/2018 | 18:24 | Extrication | Old Allegan | |
| 200576 | 09/05/2020 | 11:35 | Injuries | Old Allegan | |
| 210009 | 01/04/2021 | 15:38 | No Injuries | Old Allegan | |
| 210067 | 01/28/2021 | 08:11 | No Injuries | Old Allegan | |
| 210326 | 05/30/2021 | 14:59 | No Injuries | Old Allegan | |
| 210385 | 06/17/2021 | 07:43 | No Injuries | Old Allegan | |
| | | | | Old Allegan | 21 |
| 2018191 | 04/08/2018 | 14:33 | Injuries | Kingfisher Cove | |
| 2018317 | 05/27/2018 | 12:08 | Injuries | Kingfisher Cove | |
| 2018437 | 07/01/2018 | 17:12 | Injuries | Kingfisher Cove | |
| 2018884 | 12/18/2018 | 18:24 | Extrication | Kingfisher Cove | |
| | | | | Kingfisher Cove | 4 |
| 2016760 | 11/05/2016 | 18:10 | Injuries | Sanctuary Trail | 1 |
| 2008370 | 08/23/2008 | 09:09 | Injuries | St. Peter's Drive | |
| 2012332 | 07/02/2012 | 16:31 | Injuries | St. Peter's Drive | |
| | | | | St. Peter's Drive | 2 |
| 2007334 | 07/28/2007 | 12:46 | Injuries | Union | |
| 2016423 | 07/13/2016 | 12:09 | Fatal | Union | |
| 2016423 | 07/13/2016 | 12:09 | Fatal | Union | 2 |
| 2012716 | 12/26/2012 | 13:27 | Injuries | Wiley | |
| 200514 | 08/19/2020 | 17:34 | Injuries | Wiley | |
| | | | | Wiley | 1 |
| TOTAL | | | | | 122 |

Accidents at Blue Star Intersections 1999-2021

Total All 24 Intersections: 122

Item #10C



| 126th | 134th | 63rd | 64th | 65th | Center | Clearbrook | Exit 41 | Lake | Old Allegan |
|-------|-------|------|------|------|--------|------------|---------|------|-------------|
| 7 | 14 | 6 | 17 | 4 | 8 | 8 | 11 | 5 | 21 |

Crashes that Occurred Within 250 Feet of the Old Allegan Road and Blue Star Hwy Intersection.

Date Range: 1/11/2011 - 6/25/2021

Source: Michigan Crash Application Tool (Mi-CAT) data as of 6/25/2021.

Item #10C

| Crash Date & Time | # of Incidents | STFD Response | STFD Response in Percent | Crash Severity | # of Fatalities | # of A Injuries | # of B Injuries | # of C Injuries | Total Injuries | Primary Street | Distance (ft) from Crash to Nearest Intersecting Street | Crash Type | Weather Conditions | Light Conditions | Alcohol Involved | Drug Involved | Distracted Driver Involved |
|-------------------|----------------|---------------|--------------------------|------------------------------|-----------------|-----------------|-----------------|-----------------|----------------|--------------------|---|----------------------|--------------------|------------------|------------------|---------------|----------------------------|
| 05/07/2011 23:15 | 1 | No | No | No Injury (O) | 0 | 0 | 0 | 0 | | BLUE STAR | 195 | Single Motor Vehicle | Clear | Dark-Unlighted | Yes | No | No |
| 06/06/2011 16:55 | 1 | Yes | Yes | Suspected Serious Injury (A) | 0 | 1 | 0 | 0 | | BLUE STAR | 206 | Angle | Clear | Daylight | No | No | No |
| 07/09/2013 16:03 | 1 | No | No | No Injury (O) | 0 | 0 | 0 | 0 | | OLD ALLEGAN | 201 | Single Motor Vehicle | Unknown | Unknown | No | Yes | No |
| 12/17/2013 19:30 | 1 | No | No | No Injury (O) | 0 | 0 | 0 | 0 | | BLUE STAR MEMORIAL | 201 | Single Motor Vehicle | Snow | Dark-Lighted | No | No | No |
| 01/04/2014 09:25 | 1 | Yes | Yes | Possible Injury (C) | 0 | 0 | 0 | 1 | | BLUE STAR | 21 | Angle | Clear | Daylight | No | No | No |
| 08/30/2014 15:15 | 1 | No | No | No Injury (O) | 0 | 0 | 0 | 0 | | BLUE STAR | 0 | Rear End-Left Turn | Clear | Daylight | No | No | No |
| 02/06/2015 20:30 | 1 | No | No | No Injury (O) | 0 | 0 | 0 | 0 | | BLUESTAR | 100 | Single Motor Vehicle | Cloudy | Dark-Lighted | No | No | No |
| 03/12/2015 12:10 | 1 | Yes | Yes | No Injury (O) | 0 | 0 | 0 | 0 | | BLUE STAR | 100 | Single Motor Vehicle | Clear | Daylight | Yes | No | No |
| 06/20/2015 23:25 | 1 | No | No | No Injury (O) | 0 | 0 | 0 | 0 | | OLD ALLEGAN | 42 | Single Motor Vehicle | Clear | Dark-Lighted | No | No | No |
| 08/04/2015 14:15 | 1 | Yes | Yes | Suspected Minor Injury (B) | 0 | 0 | 1 | 0 | | BLUE STAR HWY | 100 | Other | Clear | Daylight | No | No | No |
| 08/09/2015 17:14 | 1 | No | No | Possible Injury (C) | 0 | 0 | 0 | 1 | | BLUE STAR MEMORIAL | 0 | Angle | Cloudy | Daylight | No | No | No |
| 01/29/2016 12:15 | 1 | Yes | Yes | Possible Injury (C) | 0 | 0 | 0 | 1 | | BLUE STAR | 11 | Rear End | Cloudy | Daylight | No | No | No |
| 08/05/2016 10:50 | 1 | Yes | Yes | No Injury (O) | 0 | 0 | 0 | 0 | | OLD ALLEGAN | 5 | Angle | Cloudy | Daylight | No | No | Yes |
| 07/13/2017 15:40 | 1 | Yes | Yes | Suspected Minor Injury (B) | 0 | 0 | 2 | 0 | | BLUE STAR | 32 | Angle | Cloudy | Daylight | No | No | Yes |
| 03/12/2018 07:00 | | | | No Injury (O) | 0 | 0 | 0 | 0 | | 58TH | 100 | Single Motor Vehicle | Snow | Dark-Unlighted | No | No | No |
| 07/10/2018 08:40 | 1 | No | No | No Injury (O) | 0 | 0 | 0 | 0 | | OLD ALLEGAN | 11 | Rear End | Clear | Daylight | No | No | No |
| 07/11/2018 08:00 | 1 | No | No | No Injury (O) | 0 | 0 | 0 | 0 | | OLD ALLEGAN | 21 | Backing | Clear | Daylight | No | No | No |
| 07/19/2018 17:00 | 1 | No | No | No Injury (O) | 0 | 0 | 0 | 0 | | BLUE STAR | 0 | Angle | Clear | Daylight | No | No | No |
| 12/18/2018 18:24 | 1 | Yes | Yes | Suspected Serious Injury (A) | 0 | 1 | 0 | 0 | | BLUE STAR | 11 | Angle | Clear | Dark-Lighted | No | Yes | No |
| 06/29/2019 11:45 | 1 | No | No | No Injury (O) | 0 | 0 | 0 | 0 | | BLUE STAR | 37 | Angle | Clear | Daylight | No | No | No |
| 10/06/2019 11:40 | 1 | No | No | No Injury (O) | 0 | 0 | 0 | 0 | | BLUE STAR | 11 | Rear End | Clear | Daylight | No | No | Yes |
| 12/11/2019 08:00 | 1 | No | No | No Injury (O) | 0 | 0 | 0 | 0 | | OLD ALLEGAN | 5 | Rear End | Snow | Dawn | No | No | No |
| 01/18/2020 19:55 | | | | No Injury (O) | 0 | 0 | 0 | 0 | | 58TH | 26 | Sideswipe-Same | Snow | Dark-Unlighted | No | No | No |
| 08/27/2020 18:03 | 1 | No | No | No Injury (O) | 0 | 0 | 0 | 0 | | 3242 BLUE STAR | 100 | Rear End | Clear | Daylight | No | No | Yes |
| 09/05/2020 11:33 | 1 | Yes | Yes | Suspected Minor Injury (B) | 0 | 0 | 1 | 2 | | BLUE STAR | 5 | Angle | Clear | Daylight | No | No | No |
| 01/04/2021 15:16 | 1 | Yes | Yes | No Injury (O) | 0 | 0 | 0 | 0 | | OLD ALLEGAN | 11 | Rear End | Cloudy | Daylight | No | No | Yes |
| 01/28/2021 08:08 | 1 | Yes | Yes | No Injury (O) | 0 | 0 | 0 | 0 | | BLUE STAR | 10 | Angle | Clear | Dawn | No | No | No |
| 05/28/2021 14:55 | 1 | No | No | No Injury (O) | 0 | 0 | 0 | 0 | | BLUE STAR | 5 | Angle | Cloudy | Daylight | No | No | No |
| 05/30/2021 14:57 | 1 | Yes | Yes | No Injury (O) | 0 | 0 | 0 | 0 | | BLUE STAR | 10 | Angle | Clear | Daylight | No | No | No |
| 06/17/2021 07:41 | 1 | Yes | Yes | No Injury (O) | 0 | 0 | 0 | 0 | | BLUE STAR | 16 | Angle | Clear | Daylight | No | No | No |
| Totals: | 28 | 13 | 46 | | 0 | 2 | 4 | 5 | 11 | | | | | | 2 | 2 | 5 |

Old Allegan Rd @ Blue Star Hwy

Created on June 25, 2021

Created by Amanda Heinze

Requested by Lt. Brett Ensfield

Data extents: May 7, 2011 to June 17, 2021



Applied Filters

Counties (Geo) = Allegan Road Name = OLD ALLEGAN RD Road Name = BLUE STAR HWY

Shape: Circle 250 ft



© Mapbox © OpenStreetMap Improve this map

| | | | |
|---------------|----|---------------|---|
| Total Crashes | 30 | Fatal Crashes | 0 |
|---------------|----|---------------|---|

| Summary | Crash Level | |
|-------------------------|-------------|---------|
| Total Crashes | 30 | 100.00% |
| Property Damage Crashes | 22 | 73.33% |
| Injury Crashes | 8 | 26.67% |
| + 2 more | 0 | 0% |

| Injuries | People Level | |
|------------------------------|--------------|--------|
| No Injury (O) | 54 | 68.35% |
| Possible Injury (C) | 5 | 6.33% |
| Suspected Minor Injury (B) | 4 | 5.06% |
| Suspected Serious Injury (A) | 2 | 2.53% |
| Fatal Injury (K) | 0 | 0.00% |

| Crash Date & Time (Year) | Crash Level | |
|--------------------------|-------------|--------|
| 2021 | 5 | 16.67% |
| 2020 | 3 | 10.00% |
| 2019 | 3 | 10.00% |

| | | |
|------|---|--------|
| 2018 | 5 | 16.67% |
| 2017 | 1 | 3.33% |
| 2016 | 2 | 6.67% |
| 2015 | 5 | 16.67% |
| 2014 | 2 | 6.67% |
| 2013 | 2 | 6.67% |
| 2011 | 2 | 6.67% |
| 2012 | 0 | 0.00% |

| Crash Date & Time (Month of Year) | Crash Level | |
|-----------------------------------|-------------|--------|
| January | 5 | 16.67% |
| February | 1 | 3.33% |
| March | 2 | 6.67% |
| May | 3 | 10.00% |
| June | 4 | 13.33% |
| July | 5 | 16.67% |
| August | 5 | 16.67% |
| September | 1 | 3.33% |
| October | 1 | 3.33% |
| December | 3 | 10.00% |
| April November | 0 | 0.00% |

| Crash Date & Time (Day of Week) | Crash Level | |
|---------------------------------|-------------|--------|
| Monday | 3 | 10.00% |
| Tuesday | 5 | 16.67% |
| Wednesday | 2 | 6.67% |
| Thursday | 6 | 20.00% |
| Friday | 4 | 13.33% |
| Saturday | 7 | 23.33% |
| Sunday | 3 | 10.00% |

| Crash Date & Time (Hour of Day) | Crash Level | |
|---------------------------------|-------------|--------|
| 6 am - 8 am | 2 | 6.67% |
| 8 am - 10 am | 5 | 16.67% |
| 10 am - 12 pm | 4 | 13.33% |
| 12 pm - 2 pm | 2 | 6.67% |
| 2 pm - 4 pm | 6 | 20.00% |
| 4 pm - 6 pm | 4 | 13.33% |
| 6 pm - 8 pm | 4 | 13.33% |

| | | |
|---------------|---|-------|
| 8 pm - 10 pm | 1 | 3.33% |
| 10 pm - 12 am | 2 | 6.67% |
| 12 am - 2 am | 0 | 0.00% |
| 2 am - 4 am | | |
| 4 am - 6 am | | |

| Alcohol Involved | | Crash Level |
|------------------|----|-------------|
| No | 28 | 93.33% |
| Yes | 2 | 6.67% |

| Drug Involved | | Crash Level |
|---------------|----|-------------|
| No | 28 | 93.33% |
| Yes | 2 | 6.67% |

| Distracted Driver Involved | | Crash Level |
|----------------------------|----|-------------|
| No | 25 | 83.33% |
| Yes | 5 | 16.67% |

| Truck/Bus Involved | | Crash Level |
|--------------------|----|-------------|
| No | 30 | 100.00% |
| Yes | 0 | 0.00% |

| Bicycle Involved | | Crash Level |
|------------------|----|-------------|
| No | 30 | 100.00% |
| Yes | 0 | 0.00% |

| Pedestrian Involved | | Crash Level |
|---------------------|----|-------------|
| No | 30 | 100.00% |
| Yes | 0 | 0.00% |

| Motorcycle Involved | | Crash Level |
|---------------------|----|-------------|
| No | 30 | 100.00% |
| Yes | 0 | 0.00% |

| Young Driver Age | | Crash Level |
|------------------|----|-------------|
| None | 16 | 53.33% |
| 18 - 20 | 4 | 13.33% |
| 21 - 24 | 4 | 13.33% |
| 16 | 3 | 10.00% |
| 17 | 3 | 10.00% |
| 15 | 0 | 0.00% |

| Elderly Driver Age | | Crash Level | |
|--------------------|--|-------------|--------|
| None | | 22 | 73.33% |
| 60 - 64 | | 3 | 10.00% |
| 75 - 84 | | 3 | 10.00% |
| 65 - 74 | | 2 | 6.67% |
| 85 + | | 0 | 0.00% |

Via Email June 4, 2021

Good afternoon Supervisor Osman,

The U.S. Coast Guard is continually reviewing and seeking to optimize the capabilities of its boat stations. As part of the FY22 budget, the Coast Guard is proposing to consolidate several Stations (small) with their respective parent units. This includes Station North Superior Minnesota and Station Holland in Michigan.

Both of these Stations are seasonal and are only open during the summer season. Station Holland's area of responsibility will be covered by its parent Station Grand Haven which covers this area when Holland is closed during the weekdays during the summer and during all of the off-season.

The current Coast Guard boat station footprint was largely built during a time when the Coast Guard's communication abilities and boats were far less capable than they are today. Following an analysis of asset laydown, the Coast Guard made the decision to consolidate unnecessarily duplicative locations and underutilized Stations. Most personnel and assets will be moved to parent units in order to increase training proficiency without impacting response capability. This allows the Service to focus limited shore facility resources on the most critical infrastructure. The decision was made with support from a 2017 Government Accounting Report (GAO) report, and only considered areas with redundancy or extreme low caseloads.

While these proposed change will result in the movement of assets, it will not change our commitment to providing the best support to the mariners of Saugatuck Township.

A Federal Register Notice announcing our intentions is forthcoming. This will provide an opportunity for public comment on the Coast Guard's consolidation plans. We will notify you when the Notice is published.

Until then, please don't hesitate to call me at [REDACTED] if you have any questions.

Very Respectfully,

CDR Bryan Swintek
Sector Lake Michigan
Response Department Head
[REDACTED]